

MOUNT ST. MARY'S MOUNTAINEERS

2016-17 Men's Basketball Game Notes



MOUNT ST. MARY'S		ARKANSAS	
Overall	NEC	Overall	SEC
1-6	0-0	Record	3-1
0-0	0-0	Home	3-0
1-6	0-0	Away	0-1
0-0	0-0	Neutral	0-0
227	-	Sagarin	57
264	-	KenPom	54

2016-17 Schedule/Results

Date	Opponent (TV)	Time/Result
Nov. 5	HOOD (Exhibition)	W, 89-65
Nov. 11	at No. 20 West Virginia (Root Sports)	L, 59-87
Nov. 14	at No. 20 Iowa State	L, 55-73
Nov. 16	at Minnesota ^ (BTN+)	L, 56-80
Nov. 18	at George Mason	W, 78-76 OT
Nov. 21	at Southern Illinois ^ (ESPN3)	L, 63-73
Nov. 23	at UT Arlington ^	L, 71-80
Nov. 26	at No. 25 Michigan (ESPN3)	L, 47-64
Nov. 28	at Arkansas (SEC+)	7:00 p.m. CT
Dec. 3	at Loyola (MASN)	4:00 p.m.
Dec. 7	UMBC	7:00 p.m.
Dec. 10	LEHIGH	4:00 p.m.
Dec. 19	at Bucknell	7:00 p.m.
Dec. 22	COPPIN STATE	7:00 p.m.
Dec. 29	at LIU Brooklyn *	7:00 p.m.
Dec. 31	WAGNER *	2:00 p.m.
Jan. 5	at Bryant *	7:00 p.m.
Jan. 7	at Central Connecticut *	3:30 p.m.
Jan. 12	FAIRLEIGH DICKINSON *	7:00 p.m.
Jan. 14	SAINT FRANCIS U *	4:00 p.m.
Jan. 19	at Sacred Heart *	7:00 p.m.
Jan. 21	at St. Francis Brooklyn *	4:00 p.m.
Jan. 26	ROBERT MORRIS * (CBSSN)	7:00 p.m.
Jan. 28	SACRED HEART *	4:00 p.m.
Feb. 2	BRYANT * (ESPN3)	7:00 p.m.
Feb. 4	CENTRAL CONNECTICUT *	4:00 p.m.
Feb. 9	at Robert Morris *	7:00 p.m.
Feb. 11	at Saint Francis U *	1:00 p.m.
Feb. 16	at Wagner * (ESPN3)	7:00 p.m.
Feb. 18	at Fairleigh Dickinson *	4:00 p.m.
Feb. 23	LIU BROOKLYN *	7:00 p.m.
Feb. 25	ST. FRANCIS BROOKLYN *	4:00 p.m.
Mar. 1	NEC Quarterfinals	TBA
Mar. 4	NEC Semifinals	TBA
Mar. 8	NEC Championship	TBA

HOME GAMES IN CAPS * - Northeast Conference Game ^ - Golden Gopher Showcase
 Root Sports - Root Sports Pittsburgh MASN - Mid-Atlantic Sports Network
 BTN Plus - Big 10 Network Plus SEC Plus - SEC Network Plus CBSSN - CBS Sports Network

#MOUNTMAYHEM

MOUNT STORYLINES

► Junior Robinson scored a season high 21 points, but Mount St. Mary's fell at No. 25 Michigan, 64-47, on Saturday night. Robinson scored the Mount's first nine points in helping the Mountaineers to a 12-8 lead. Michigan responded by ending the half on a 25-to-4 run for a 33-16 advantage. The Mount was able to cut the deficit to eight points with just under five minutes remaining, but the Wolverines were able to hold off the rally. Elijah Long added 13 points and seven rebounds for the Mount in the game.

► Freshman Miles Wilson scored a career-best 26 points in the Mount's nine-point loss at UT Arlington on November 23. It was the most points by a Mount freshman since Shivaughn Wiggins scored 28 at Fairleigh Dickinson on March 2, 2013.

► Elijah Long and Miles Wilson each topped 20 points in the Mount's loss at UT Arlington. Long led the Mount with 27 points while Wilson added 26 in the game. The last time the Mount had two players score 20 or more in the same game was when BK Ashe (21) and Junior Robinson (20) did it on Feb. 4, 2016, in a 77-74 loss at LIU Brooklyn.

► Elijah Long had 13 points at No. 25 Michigan, and has scored in double figures in each of the Mount's first seven games.

TRENDING

► Junior Robinson scored a season high 21 points in the Mount's loss at No. 25 Michigan. It is the seventh time in his career that Robinson has topped the 20-point plateau. That gives Robinson one more career 20-point game than head coach Jamion Christian, who had six at the Mount in his career.

► Despite the tough schedule, the Mount is second in the Northeast Conference (165th in the nation) in defensive efficiency at 102.3 points per 100 possessions. The Mount has posted the top defensive marks in efficiency in Northeast Conference play in each of the past two seasons.

MOUNT ST. MARY'S PROBABLE STARTERS

	Points	Rebounds	Assists	Minutes
0 JUNIOR ROBINSON Guard Jr. 6-5 165 Mebane, N.C. Eastern Alamance	11.1	1.4	2.1	29.1
Last Game: Scored a season-high 21 points in the Mount's loss at No. 25 Michigan. Note: Hit a career-high five three-pointers against Michigan, going 5-for-6 from beyond the arc in the game.				
55 ELIJAH LONG Guard So. 6-0 180 Mississauga, Ont. John Carroll (Md.)	15.1	5.3	3.4	33.7
Last Game: Tallied 13 points and seven boards at No. 25 Michigan Note: Leads team in points and assists and is second in rebounds.				
23 GREG ALEXANDER Guard Jr. 6-4 215 Hampton, Va. Kecoughtan	8.4	2.4	0.3	31.7
Last Game: Had four points and two rebounds at No. 25 Michigan Note: Leads the team with 16 three-point field goals				
5 CHRIS WRAY Forward Jr. 6-8 200 Shelby, N.C. Fishburne Military Acad.	6.4	4.3	1.4	25.1
Last Game: Five points and four assists at No. 25 Michigan Note: Posted first career double-double at George Mason with career highs of 21 points and 10 rebounds				
1 MAWDO SALLAH Forward So.-R 6-9 235 Latri Kunda, Gambia Fishburne Military Acad.	2.0	5.7	0.6	18.3
Last Game: Tallied three points and 11 rebounds at UT Arlington Note: Averaging 9.0 rebounds over past two games.				

GAMEDAY INFO

Date	Monday, November 28, 2016
Tip Time	7:00 p.m. CT
Location	Fayetteville, Ark.
Arena	Bud Walton Arena (19,200)
Watch	SEC Network
Talent	Alex Perlman and Simeon Hinsey
Radio	Mount Radio Network
Talent	Adam Pohl

SERIES INFO

Series	First Meeting
Last Mount Win	
Last Arkansas Win	
at Mount	0-0
at Arkansas	0-0
at Neutral Site	0-0

THE NUMBERS

Category	Mount	Arkansas
Record	1-6	3-1
Streak	13	11
Scoring Offense	61.3	81.0
Scoring Defense	76.1	75.0
Scoring Margin	-14.8	+6.0
Field Goal Pct.	.380	.465
Field Goal Pct. Defense	.489	.406
3-Point Pct.	.355	.403
3-Point Pct. Defense	.323	.400
Free Throw Pct.	.684	.773
Rebound Margin	-14.4	+1.8
Assists per Game	8.7	15.3
Turnovers per Game	14.1	15.5
Turnover Margin	+1.0	-0.2
Steals per Game	5.9	8.8
Blocks per Game	3.4	6.5

NCAA TOURNAMENT 1995, 1999, 2008, 2014

2016-17 MOUNT BASKETBALL ROSTER

No.	Name	Pos.	Ht./Wt.	Cl.	Hometown/High School
0	Junior Robinson	G	5-5/165	Jr.	Mebane, N.C./Eastern Alamance
1	Mawdo Sallah	F	6-9/235	So.-R	Latri Kunda, Gambia/Fishburne Military Acad.
3	Jonah Antonio	G	6-3/175	Fr.	Perth, Australia/Sunrise Christian Acad. (Kan.)
4	Khalid Nwandu	G	6-3/180	Sr.	York, Pa./Northeastern
5	Chris Wray	F	6-8/200	Jr.	Shelby, N.C./Fishburne Military Acad.
10	Miles Wilson	G	6-5/190	Fr.	Reisterstown, Md./Mount St. Joseph
11	Will Miller	F	6-6/200	Sr.	Dallas, Texas/Highland Park
12	Charles Glover	G	6-1/190	Jr.-R	Bowie, Md./Gonzaga
20	Sean Gurdon	G	6-1/170	So.	Bowie, Md./Pine Forge Academy
21	Randy Miller, Jr.	G	6-3/190	Fr.	Odenton, Md./Mount St. Joseph
23	Greg Alexander	G	6-4/215	Jr.	Hampton, Va./Kecoughtan
25	Bryce Thurston	G	6-5/215	Fr.	Baltimore, Md./Monteverde Academy (Fla.)
30	Jack Vukelich	F	6-9/205	Fr.	Mechanicsburg, Pa./Trinity
54	Ryan Gomes	C	6-10/235	Fr.	Westminster, Md./Friends School
55	Elijah Long	G	6-0/180	So.	Mississauga, Ont./John Carroll (Md.)

COACHING STAFF

Head Coach: Jamion Christian (Mount St. Mary's '04, 5th Season)
Assistant Coach: Will Holland (Mount St. Mary's '10, 1st Season)
Assistant Coach: Graham Bousley (Wisconsin '12, 1st Season)
Assistant Coach: Julian Boatner (William & Mary '14, 1st Season)
Coordinator of Basketball Ops: Justine Miller (Mount St. Mary's '13, 3rd Season)
Graduate Manager: Chris Moore (1st Season)
Strength & Conditioning Coach: Brendan O'Leary (2nd Season)
Athletic Trainer: Mark Myers (1st Season)

PRONUNCIATION GUIDE

Jamion Christian	JAY-me-in Christian
Mawdo Sallah	MOW (rhymes with How)-doe SAL-luh
Khalid Nwandu	KA-leed Na-WON-doo
Chris Wray	Ray
Sean Gurdon	Ger-dun
Jack Vukelich	VOO-ka-litch
Ryan Gomes	Gomes (rhymes with homes)



2016-17 TV CHART



0 Junior Robinson
G, Jr., 5-5, 165
Mebane, N.C.



1 Mawdo Sallah
F, So.-R, 6-9, 235
Latiri Kunda, Gambia



3 Jonah Antonio
G, 6-3, 175, Fr.
Perth, Australia




4 Khalid Nwandu
G, Sr., 6-3, 180
York, Pa.



5 Chris Wray
F, Jr., 6-8, 200
Shelby, N.C.



10 Miles Wilson
G, Fr., 6-5, 190
Reisterstown, Md.



11 Will Miller
F, Sr., 6-6, 200
Dallas, Texas



12 Charles Glover
G, Jr.-R, 6-1, 190
Bowie, Md.




20 Sean Gurdon
G, So., 6-1, 170
Bowie, Md.



21 Randy Miller, Jr.
G, Fr., 6-3, 190
Odenton, Md.




23 Greg Alexander
G, Jr., 6-4, 215
Hampton, Va.



25 Bryce Thurston
G, Fr.-R, 6-5, 215
Baltimore, Md.



30 Jack Vukelich
F, Fr., 6-9, 205
Mechanicsburg, Pa.



54 Ryan Gomes
C, Fr., 6-10, 235
Westminster, Md.



55 Elijah Long
G, So., 6-0, 180
Mississauga, Ont.



HC Jamion Christian
5th Season
Mount St. Mary's '04

NCAA TOURNAMENT 1995, 1999, 2008, 2014



MOUNT ST. MARY'S ATHLETIC COMMUNICATIONS

Mark Vandergrift, Assistant AD for Communications/Men's Basketball Contact
Email: vandergrift@msmary.edu O: 301.447.5384 C: 717.357.3326

16300 Old Emmitsburg Rd.
Emmitsburg, MD 21727

UNIVERSITY INFORMATION

Mount St. Mary's University
Emmitsburg, Md.

Founded1808
Enrollment.....2,012
Nickname.....Mountaineers, The Mount
School Colors.....Blue and White
Affiliation.....NCAA Division I
Conference.....Northeast
Interim President.....Dr. Timothy Trainor
Director of Athletics.....Lynne Robinson
Athletic Dept. Phone.....301-447-5296
Ticket Office Phone.....301-447-5700
Website.....www.mountathletics.com

HEAD COACH - JAMION CHRISTIAN

Seasons.....5th Season
Overall Record.....64-71
Record at MSM.....64-71
NEC Record.....41-29
NEC Tournament Record.....6-3

KNOTT ARENA

OpenedNov. 28, 1987
Season.....28th
Capacity.....3,121
Student Section.....Mount Maniacs
Record at Knott Arena.....217-143 (.603)
Christian's Record at Knott Arena.....38-12 (.760)

ALL-TIME RECORD

- ▶ 108th season of basketball
- ▶ Years: 1908 to present
- ▶ Overall Record: 1479-1075 (.579)
- ▶ NEC Record: 240-242 (.498)
- ▶ NCAA Tournament Record: 1-4
- ▶ NEC Tournament Record: 24-16

NEC REGULAR SEASON TITLES

1996

NEC TOURNAMENT TITLES

1995, 1999, 2008, 2014

NCAA TOURNAMENT HISTORY

Division I

Appearances (4): 1995, 1999, 2008, 2014

Division II

Appearances (14): 1957, 1961, 1962, 1963, 1967, 1969, 1970,

1979, 1980, 1981, 1982, 1985, 1986, 1987

Final Four (5): 1957, 1961, 1962, 1981, 1985

National Championship (1): 1962

NIT TOURNAMENT HISTORY

Appearances (1): 1996

▶ MOUNT MAYHEM IN A NUTSHELL

◆ Mount St. Mary's head coach Jamion Christian refers to his team's style of play as "Mount Mayhem". This style features a pressing defense that also focuses on limiting three-pointers while having an offense that utilizes the three-point basket.

▶ THREE-POINT OFFENSE

◆ During the first four seasons of Christian's tenure, 41.5 percent of the Mount's shot attempts have been from three-point range while 34.7 percent of the scoring has been from three-point field goals.

◆ Each of the Mount's top four single-season marks for three-point field goal attempts have been under Jamion Christian. In addition, four of the top five single-season records for three-pointers made have been over the past four seasons, including a school-record 296 in 2013-14.

Three-Pointers the Past Four Seasons

Season	3FGM	3FGA	Pct.	Pct. of Shots
2015-16	226 (5)	713 (3)	.317	36.2
2014-15	228 (4)	691 (4)	.330	42.0
2013-14	296 (1)	834 (1)	.355	43.4
2012-13	274 (2)	811 (2)	.338	44.7

() - Mount Single-Season Rank

▶ PRESSING DEFENSE

◆ Last season, the Mountaineers forced a turnover on 24.6 percent of its defensive possessions, good for third in the nation. The Mount was also third in the country in turnover margin at +5.2 per game.

◆ The Mountaineers have ranked in the top 20 in the nation in defensive turnover percentage in two of Christian's four seasons (3rd in 2015-16 and 18th in 2012-13).

▶ MORE ON THE THREE-POINT BASKET

◆ Over the past four seasons, the Mountaineers have made 378 more three-pointers than the opponent, an average of 94.5 per season and 2.95 per game.

◆ Over the four-year stretch, Mount opponents are averaging just 5.0 three-pointers made and 14.4 three-point attempts per game.



THE ALL-TIME SERIES vs. ARKANSAS

▶ This is the first-ever meeting between the Mount and Arkansas.

▶ The Mount will be facing a team from the Southeastern Conference for the first time since a 113-67 loss to #2 Kentucky in the First Round of the 1995 NCAA Tournament.

▶ The only other SEC team the Mount played was in an 89-83 loss at Auburn on Nov. 26, 1988.

SERIES QUICK FACTS

Overall First Meeting
at Arkansas 0-0
at Mount 0-0
at Neutral Site 0-0
First Meeting
Christian vs. Arkansas 0-0

Most Mount Points
Most Arkansas Points
Fewest Mount Points
Fewest Arkansas Points
Current Streak
Longest Mount Streak
Longest Arkansas Streak
In Overtime 0-0

GAME BY GAME

DATE	SITE	W/L	SCORE
First Meeting			

Series Tied, 0-0

Home: 0-0 * Away: 0-0 * Neutral: 0-0

JUNIOR ROBINSON POURS IN SEASON HIGH 21 POINTS AT NO. 25 MICHIGAN

- ♦ Junior Robinson posted a season high 21 points as Mount St. Mary's battled valiantly in a 64-47 loss at No. 25 Michigan on Saturday night.
- ♦ Robinson scored the Mount's first nine points to push the Mountaineers to a 12-8 lead in the opening minutes. Michigan was able to settle down, ending the half on a 25-to-4 run for a 33-to-16 lead at the break.
- ♦ Mount St. Mary's was able to cut the deficit to eight in the second half, but could not complete the comeback.
- ♦ Robinson was 8-for-14 from the field, including 5-of-6 from three-point range to pace the Mount. Elijah Long chipped in 13 points and seven rebounds for the Mountaineers in the game.

ABOUT THE RAZORBACKS

- ♦ Arkansas heads into its matchup with the Mount with a 3-1 record on the season. The Razorbacks are coming off an 85-71 loss at Minnesota on November 22.
- ♦ In the loss at Minnesota, the Razorbacks fell behind 42-25 at the half and were not able to chip away at the lead. Dusty Hannahs led Arkansas with 20 points in the game while Moses Kingsley added a double-double with 10 points and 10 boards.
- ♦ Hannahs leads Arkansas in scoring at 18.3 points per game while Jaylen Barford is averaging 12.0 points. Daryl Macon is the other Razorback in double figures at 11.0 points per game. Arkansas is averaging 81.0 points over its first four games of the season.

THAT'S A ROAD TRIP!

- ♦ The Mount is in game eight of a nine-game road trip to start the season. The trip included stops at West Virginia, Iowa State, Minnesota, George Mason, Southern Illinois, UT Arlington, Michigan and will finish at Arkansas and Loyola (Md.).
- ♦ The Mountaineers will be on the road without returning to campus for the first 20 days of the season. The trip will encompass eight games, 20 days, and 8,236 miles. It will include seven flights and the Mountaineers will visit 12 different states. The team left campus on November 10 to travel to WVU, and won't return until Nov. 29 after the Arkansas game.
- ♦ After the 20-day road trip, the Mount has one more road game, a day trip to Loyola (Md.) before hosting UMBC at Knott Arena on December 7 in the home opener.

NEC PRESEASON POLL

- ♦ Mount St. Mary's was tied for fourth place in the annual Northeast Conference Preseason Coaches Poll.
- ♦ Defending champion Fairleigh Dickinson was tabbed as

the league favorite, followed by Wagner and Bryant. The Mount and LIU Brooklyn tied for fourth in the poll.

- ♦ The Preseason All-NEC team included Darian Anderson (FDU), Michael Carey (Wagner), Jerome Frink (LIU), Earl Potts, Jr. (FDU) and Corey Henson (Wagner).

2016-17 NEC Men's Basketball

Preseason Coaches Poll

1. Fairleigh Dickinson (6)
2. Wagner (4)
3. Bryant
4. Mount St. Mary's
- LIU Brooklyn
6. Robert Morris
7. St. Francis Brooklyn
8. Sacred Heart
9. Saint Francis U
10. Central Connecticut

* First place votes in ().

DEFENSIVE EFFICIENCY

- ♦ Mount St. Mary's is allowing 102.3 points per 100 possessions this year, good for second in the Northeast Conference and 164th overall. Despite the tough schedule, the Mount has held each of the opponents this year under 1.2 points per possession, and six of the seven under 1.11 points per possession.
- ♦ Mount St. Mary's has led the Northeast Conference in defensive efficiency in conference games in each of the past two seasons.
- ♦ Last year, the Mount allowed 93.2 points per possession in NEC play and 101.3 in all games (128th in the nation). In 2014-15, the Mount allowed 93.9 points per possession in league games, and 101.3 in all games (156th in the nation).

NEC Single-Season Leaders Defensive Efficiency

(NEC only games past 10 years)

Season	School	Defensive Efficiency
2009-10	Mount St. Mary's	89.3
2011-12	Wagner	90.8
2009-10	Robert Morris	91.2
2008-09	Robert Morris	92.8
2015-16	Mount St. Mary's	93.2
2013-14	Wagner	93.3
2010-11	Central Connecticut	93.5
2014-15	Mount St. Mary's	93.9

THE MOUNT vs. SOUTHEASTERN CONFERENCE

- ♦ Mount St. Mary's is 0-2 all-time against the Southeastern Conference. This will be the Mount's first game against an SEC team since a 113-67 loss to Kentucky in the First Round of the 1995 NCAA Tournament.
- ♦ The Mount's other game against an SEC team was an 89-

83 loss at Auburn on Nov. 26, 1988.

The Mount vs. Southeastern Conference

Date	Opponent	Result
Mar. 16, 1995	! vs. #2 Kentucky	L, 67-113
Nov. 26, 1988	at Auburn	L, 83-89
! - NCAA Tournament game		

FORCING TURNOVERS

- ♦ Mount St. Mary's finished third in nation in defensive turnover percentage last season. The Mount forced a turnover on 24.6 percent of its defensive possession, finishing behind Stephen F. Austin and West Virginia.
- ♦ The Mountaineers forced 17 or more turnovers in a game 18 times last year, and 20 or more on eight occasions.

Top Teams in the Nation in

Defensive Turnover Percentage (2015-16)

School	T0%
Stephen F. Austin	25.9
West Virginia	25.9
Mount St. Mary's	24.6
Prairie View A&M	23.4
Wichita State	23.2

THE MOUNT IN NOVEMBER

- ♦ The Mount's 78-76 overtime win at George Mason snapped a nine-game losing streak in the month of November for the Mountaineers. The Mount's last win in November was a 73-69 victory at Bucknell on November 22, 2014.
- ♦ The month of November has not been kind to Mount St. Mary's over the years. The Mount is just 22-88 all-time in games played in November since moving to NCAA Division I in 1988-89.
- ♦ The Mount is 12-10 at home, 8-74 on the road and 2-5 at a neutral site in November in the D1 era.

THE STAKES

A Mount win would...

- ...Give the Mount a 2-6 record on its season-opening nine-game road trip.
- ...Be the Mount's first win over an SEC opponent in three tries.

A Mount loss would...

- ...Be the Mount's fourth this season against a Power Five opponents (West Virginia, Iowa State, Minnesota, Michigan)
- ...Give the Mountaineers a 1-13 record in the month of November over the past two seasons.

UP NEXT

The Mountaineers head to rival Loyola (Md.) on Saturday, December 3rd. Tip-off is set for 4 pm and the game will air live on the Mid-Atlantic Sports Network.

THE LAST TIME IT HAPPENED

LAST TIME A MOUNTAINEER PLAYER...

Scored 20+ Points	Junior Robinson (21)	11/26/16	at Michigan
Scored 25+ Points	Long (27), Wilson (26)	11/23/16	at UT Arlington
Scored 30+ Points	Julian Norfleet (31)	1/3/14	at Norfolk State
Scored 35+ Points	Sam Prescott (44)	2/14/13	Bryant
Scored 40+ Points	Sam Prescott (44)	2/14/13	Bryant
Led Scoring off Bench	BK Ashe (18)	3/2/16	at St. Francis Brooklyn
Grabbed 15+ Rebounds	Kelly Reidler (15)	3/18/08	vs. Coppin State
Grabbed 10+ Rebounds	Mawdo Salilah (11)	11/23/16	at UT Arlington
Had 10+ Assists	Julian Norfleet (11)	1/30/14	Fairleigh Dickinson
Had 15+ assists	Riley Inge (15)	1/8/94	Robert Morris
Had double-double	Chris Wray (21/10)	11/18/16	at George Mason
Had double-double	Chris Wray (21/10)	11/18/16	at George Mason
Had pts/ast double-double	Julian Norfleet (17/11)	1/30/14	Fairleigh Dickinson
Had 5+ blocks	Taylor Danaher (5)	2/15/14	at Robert Morris
Had 10+ blocks	Gerben Van Dorpe (10)	1/11/96	Rider
Had 5+ steals	BK Ashe (5)	1/31/15	at Sacred Heart
Had 10+ steals	Durrelle Lewis (10)	12/28/79	Glassboro State
Played 40 mins. (reg.)	Josh Castellanos (40)	11/21/11	at Minnesota
	Danny Thompson (40)	11/21/11	at Minnesota
Played 50+ mins.	Chris Vann (53)	1/4/07	at LIU Brooklyn
	Jeremy Goode (50)	1/4/07	at LIU Brooklyn
Played 55+ mins.	Landy Thompson (55)	2/2/04	at Central Connecticut
Played 60+ mins.	Dave Samuels (60)	3/9/62	vs. Albright
	Dick Talley (60)	3/9/62	vs. Albright
	John O'Reilly (60)	3/9/62	vs. Albright
	Ed Pfeiffer (60)	3/9/62	vs. Albright
	Dave Maloney (60)	3/9/62	vs. Albright

LAST TIME THE MOUNTAINEERS...

Scored 100+ points	Mount 103, Norfolk State 84	1/3/14
Scored 90+ points	Mount 95, LIU Brooklyn 92	2/1/14
Allowed 100+ points	Gonzaga 101, Mount 56	11/21/15
Allowed 90+ points	Gonzaga 101, Mount 56	11/21/15
Allowed less than 50 points	Mount 70, Robert Morris 49	1/28/16
Shot 60 percent or better	60.4 (32-of-53) at Robert Morris	3/11/14
Shot 50 percent or better	59.6 (31-of-52) at Saint Francis U	1/16/16
Blocked 10 shots	10 vs. Fairleigh Dickinson	2/5/11
Had 5 or fewer turnovers	3 at Lehigh	12/19/15
Forced 20 turnovers	21 at UT Arlington	11/23/16
Won by 30+ points	Mount 82, Central Connecticut 51	1/8/15
Won by 40+ points	Mount 80, Widener 33	1/21/88
Won by 50+ points	Mount 109, Pitt-Johnstown 59	2/18/87
Won 5 in a row	Feb. 9, 2013 thru Mar. 9, 2013 (9 Games)	
Won 10 in a row	Jan. 28, 2010 thru Mar. 7, 2010 (11 Games)	
Won 15 in a row	Jan. 20, 1996 thru Mar. 1, 1996 (15 Games)	
Won 20 in a row	Feb. 12, 1957 thru Mar. 13, 1957 (21 games)	
Five players in double figures	at Fairleigh Dickinson	1/24/16
Two players with double-double	Rashad Whack/Julian Norfleet vs. FDU	1/30/14
Two players with 10+ ast. same game	Riley Inge/Chris McGuthrie vs. St. Francis BK	2/11/95
Two players with 10+ rebs. same game	Pat Atangana/Angel Rivera vs. FDU	1/26/02
Two players with 20+ points same game	Elijah Long/Miles Wilson at UT Arlington	11/23/16

- Head coach Jamion Christian is 6-24 all-time in November games, going 3-1 at home, 3-22 on the road and 0-1 at a neutral site.
- The Mountaineers went 22-9 in November prior to the move to NCAA Division I.

ATTENDANCE

- Mount St. Mary's was ranked among the top 25 schools in the nation in the largest increase in average attendance at men's basketball games in 2015-16.
- The Mountaineers averaged 2,207 fans last season for 12 home games at Knott Arena, an average of 972 higher than the previous season. The Mount was 24th in the nation in the highest average attendance increase, ranked just behind Southern California (+1,054) and one spot ahead of Hawaii and Evansville (+923). The Mount had a 78.7 percent increase in attendance, the fifth-highest among the top 30

teams in increased average attendance.

- The Mount also had two sellouts last year (Wagner on January 30 and Saint Francis U on February 13), the first sellouts at Knott Arena since legendary Mountaineer coach Jim Phelan's final game on March 1, 2003. The last time the Mountaineers had more than two sellouts in the same season was in 1995-96 when the team had three.

SMALL IN STATURE, HAS BIG GAME

- At 5' 5" tall, the Mount's Junior Robinson is the shortest player in NCAA Division I in 2016-17.
- Robinson was named Second Team All-Northeast Conference last season, averaging 12.2 points and 3.1 assists per game. Robinson has scored 20 or more points in a game six times in his career.
- Robinson is the shortest player to play at Mount St. Mary's since the school moved to NCAA Division I in 1988-89. Other Mountaineers listed under 5' 10" include Chris McGuthrie, a 5' 8" guard who scored 2,297 points at the Mount from 1992-96, Jeremy Goode (2006-10), a 5' 9" guard with 1,716 career points, and Cliff Warren (1986-90), a 5' 9" guard with 763 career points.

Shortest Players in NCAA Division I in 2016-17

Name	Ht.	Cl.	School
Junior Robinson	5-5	Jr.	Mount St. Mary's
Andrew Leone	5-6	Sr.	Fairfield
Myles Tate	5-7	Sr.	George Mason
Keon Johnson	5-7	Sr.	Winthrop
Christian Pino	5-7	Jr.	Buffalo
Cornell Johnson	5-7	Jr.	Eastern Illinois
Juwan Henderson	5-7	Jr.	Alcorn St.
Demontrae Jefferson	5-7	Fr.	Texas Southern

HOME SWEET HOME

- Mount St. Mary's has made Knott Arena one of the toughest places to play in the Northeast conference.
- The Mountaineers went 9-3 at home last season, and are 38-12 (76.0 percent) at home under head coach Jamion Christian. Over the past nine years, the Mountaineers are 73-31 (70.2 percent) at home, including a 51-20 (71.8 percent) mark in NEC games.
- The Mount has posted a winning record at Knott Arena in 10 of the past 11 seasons. Overall, the Mount has had a .500 or better record at home in 24 of the 29 seasons played at Knott Arena.

THE MOUNT AND THE NCAA TOURNAMENT

- The Mount defeated Robert Morris, 88-71, in the Northeast/Conference title game in 2014 to earn the school's fourth bid to the NCAA Tournament since moving to NCAA

Division I in 1988-89. The Mountaineers have advanced to the NCAA Tournament in 1995, 1999, 2008 and 2014.

- The Mount was a No. 16 seed in each of their four NCAA Appearances. In 1995, the Mount lost to No. 1 seed Kentucky, 113-67, in Memphis, Tenn. In 1999, the Mountaineers lost to No. 1 seed Michigan State, 76-53, in Milwaukee, Wis. In 2008, the Mount topped Coppin State, 69-60, in the Opening Round game in Dayton, Ohio, before falling to No. 1 seed North Carolina, 113-74, in Raleigh. In 2014, the Mount fell to Albany, 71-64, in the NCAA First Round game in Dayton, Ohio.
- Mount St. Mary's made 14 appearances in the NCAA Division II Tournament, advancing to the Division II Final Four five times (1957, 1961, 1962, 1981, 1985). The Mount won the College Division (now DII) title in 1962 with a 58-57 victory over Sacramento State.

THE MOUNT AND THE NORTHEAST CONFERENCE

- The Mount is in its 28th season in the Northeast Conference.
- Mount St. Mary's has won the NEC Tournament title four times (1995, 1999, 2008 and 2014), to earn the league's automatic bid to the NCAA Tournament. The Mount won the 1996 NEC regular season title and advanced to the NIT that season.
- Mount St. Mary's is 240-242 all-time in NEC regular season games, including 145-97 at home and 95-145 on the road.

INTERNATIONAL AFFAIR

- Mount St. Mary's has players from Gambia (Mawdo Salilah), Australia (Jonah Antonio) and Canada (Elijah Long) on the roster this season. All three student-athletes are the first Mountaineers from those countries.
- Other international players in the modern era to don the Mount uniform include Kristijan Krajina (2009-15), Pat Atangana (2000-04), Robert Balgac (Serbia, 1996-00), Gerben Van Dorpe (Belgium, 1994-98) and Matt Meakin (England, 1991-95). The Mount also had international players in the 1920's, including Rodolpho Ruiz (Mexico, 1920-04), Roberto Ruiz (1926-27) and Paul Miller (Cuba, 1920-21).

NON-CONFERENCE SCHEDULE

- The Mount has always played a difficult non-conference schedule under head Jamion Christian, and this season is no different. The Mount will play its first nine games on the road, including games at No. 20 West Virginia, No. 20 Iowa State, Minnesota, George Mason, Southern Illinois, No. 25 Michigan and Arkansas.
- In part due to the tough schedules, the Mount has struggled in non-conference play since moving to NCAA Division I, posting a record of 80-200 (.286). The Mount finished last year's non-conference slate with a 3-10 record.
- Playing on the road in non-conference action has been a

2016-17 Northeast Conference Standings

Team	NEC	Pct.	Overall	Pct.
LIU Brooklyn	0-0	.000	5-1	.833
Saint Francis U	0-0	.000	3-2	.600
Fairleigh Dickinson	0-0	.000	2-3	.400
Wagner	0-0	.000	2-3	.400
Bryant	0-0	.000	2-3	.400
Sacred Heart	0-0	.000	2-4	.333
Robert Morris	0-0	.000	2-5	.286
Central Connecticut	0-0	.000	1-3	.250
St. Francis Brooklyn	0-0	.000	1-4	.200
Mount St. Mary's	0-0	.000	1-6	.143

Upcoming Games

Saturday, November 26

Michigan 64, Mount St. Mary's 47
 Saint Francis U 69, American 62
 LIU Brooklyn 82, UMass Lowell 78
 Rider 70, Wagner 67
 Robert Morris 67, Towson 66
 Rio Grande Valley 71, St. Francis Brooklyn 61

Monday, November 28

Mount St. Mary's at Arkansas, 8 pm
 Bryant at Brown, 7 pm

Wednesday, November 30

Fairleigh Dickinson at Army, 7 pm
 Wagner at Massachusetts, 7 pm
 Saint Francis U at NJIT, 7 pm
 Yale at Bryant, 7 pm
 Youngstown State at Robert Morris, 7 pm
 Sacred Heart at Fordham, 7 pm
 St. Francis Brooklyn at Brown, 7 pm
 Central Connecticut at Maine, 7 pm
 LIU Brooklyn at Hartford, 8 pm

challenge as the Mountaineers are 27-148 (.154) on the road in non-conference games since 1988. Mount St. Mary's is 45-38 (.542) at home and 7-14 (.333) on a neutral court over that time. The Mount is 7-53 (.117) over its past 60 non-conference road games.

♦ The Mount has had just one winning season in non-conference play at the Division I level. The 2002-03 team went 5-4 in non-conference action before finishing the year with an 11-16 record. Head coach Jamion Christian was a junior guard on that squad.

THE MOUNT'S RECORD WHEN

	Under Christian	2016-17
Ahead at the half	48-12	1-1
Behind at the half	13-56	0-5
Tied at the half	3-3	0-0
FG% of .450 or more	34-8	0-1
FG% less than .450	30-63	1-5
Better FG% than opponent	34-6	0-0
Worse/Same FG% than opp.	30-65	1-6
Opponent FG% .450 or more	32-54	1-4
Opponent FG% less than .450	32-17	0-2
3FG% of 40% or higher	28-68	0-3
3FG% less than 40%	36-63	1-3
Try 25 or more 3FGs	24-31	0-2
Try less than 25 3FGs	40-40	1-4
Make 10+ 3FGs	17-15	0-1
Make 6-10 3FGs	33-43	0-5
Make 5 or less 3FGs	14-13	1-0
Try at least 20 FTs	32-18	0-1
Try fewer than 20 FTs	32-53	1-5
Outrebound opponent	26-7	0-0
Tied or outrebounded	38-64	1-6
Same or fewer TQs than opp.	54-46	1-3
More TQs than opponent	10-25	0-3
Force 17+ turnovers	25-22	0-2
Commit 10 or less turnovers	24-19	1-0
Score fewer than 50 points	1-8	0-1
Score 50-59 points	2-23	0-3
Score 60-69 points	12-20	0-1
Score 70-79 points	27-17	1-1
Score 80-89 points	18-3	0-0
Score 90 or more points	4-0	0-0
Allow fewer than 50 points	4-1	0-0
Allow 50-59 points	13-4	0-0
Allow 60-69 points	23-10	0-1
Allow 70-79 points	16-33	1-2
Allow 80-89 points	7-12	0-3
Allow 90 or more points	1-11	0-0
Overtime	4-6	1-0
vs. AP top 25 opponents	0-9	0-3
Home games	38-12	0-0
Road games	26-57	1-6
Neutral site games	0-2	0-0
Day games	29-22	0-0
Night games	35-49	1-6
Televised games	16-31	0-3
Games Decided by...		
3 points or less	7-10	1-0
5 points or less	10-9	0-0
6-10 points	20-19	0-2
11-19 points	19-9	0-2
20 or more points	8-24	0-2

THE MOUNT BY POSSESSION

GAME	Offense PPP	Defense PPP
at West Virginia	0.80	1.18
at Iowa State	0.74	0.99
at Minnesota	0.77	1.10
at George Mason	1.04	1.01
at Southern Illinois	0.95	1.11
at UT-Arlington	0.91	1.03
at Michigan	0.80	1.08
at Arkansas		
at Loyola		
UMBC		
Lehigh		
at Bucknell		
Coppin State		
at LIU Brooklyn		
Wagner		
at Bryant		
at Central Connecticut		
Fairleigh Dickinson		
Saint Francis U		
at Sacred Heart		
at St. Francis Brooklyn		
Robert Morris		
Sacred Heart		
Bryant		
Central Connecticut		
at Robert Morris		
at Saint Francis U		
at Wagner		
at Fairleigh Dickinson		
LIU Brooklyn		
St. Francis Brooklyn		

OVERALL

Mount offensive high - 1.04 at George Mason
 Mount offensive low - 0.74 at Iowa State

Mount defensive high - 1.18 at West Virginia
 Mount defensive low - 0.99 at Iowa State

NEC PLAY

Mount offensive high -
 Mount offensive low -

Mount defensive high -
 Mount defensive low -

All-Time 20-Point Games

(Since Joining NCAA Division I)

Name	20-Point Games
Chris McGuthrie	50
Kevin Booth	33
Gregory Harris	28
Landy Thompson	28
Jeremy Goode	21
Rashad Whack	19
Julian Norfleet	19
Riley Inge	18
John Miller	16
Chris Vann	15
BK Ashe	10
Michael Watson	10
Scott Murphy	8
Mike Tate	8
Gerben Van Dorpe	8
Junior Robinson	7
Charles Cook	7
Jean Calou	6
Silas Cheung	6
Jamion Christian	6
Robert Balgac	5
Phil Galvin	5
Jeff Hall	5
Sam Prescott	4
Shivaughn Wiggins	4
Pat Atangana	4
Jerry Lloyd	4
Melvin Whitaker	4
Shawn Atupem	4
Gregory Graves	3
Lamar Trice	3
Eric Bethel	3
Kiel Butler	3
Chris Cavanaugh	3
Tony Hayden	3
Aaron Herbert	3
Keith Price	3
Alex Watson	3
Terrence Wilson	3
Elijah Long	2
Kelvin Parker	2
Danny Thompson	2
Kelly Beidler	2
Will Holland	2
Mychal Kears	2
Irv Conwell	2
Chris Wray	1
Charles Glover	1
Will Miller	1
Miles Wilson	1
Chris Martin	1
Andrew Smeathers	1
Raven Barber	1
Koki Adasi	1
Mike Brown	1
Anthony Carr	1
Nick Dodson	1
Newton Gayle	1
Doug John	1
Antonio Johnson	1
Dave Kapaona	1
Angel Rivera	1
Seffon Robinson	1
Konata Springer	1
Chad Stull	1

All-Time 30-Point Games

(Since Joining NCAA Division I)

Name	30-Point Games
Chris McGuthrie	13
Kevin Booth	7
Landy Thompson	6
Scott Murphy	2
Julian Norfleet	1
Rashad Whack	1
Charles Cook	1
Gregory Harris	1
Riley Inge	1

All-Time 40-Point Games

(Since Joining NCAA Division I)

Name	40-Point Games
Chris McGuthrie	1
Sam Prescott	1

Starter/Bench Scoring

Game	Total	Starters	Bench
at West Virginia	59	40	19
at Iowa State	55	37	18
at Minnesota	56	39	17
at George Mason	78	58	20
at Southern Illinois	63	41	22
at UT Arlington	70	42	29
at Michigan	47	45	2
at Arkansas			
at Loyola			
UMBC			
LEHIGH			
at Bucknell			
COPPIN STATE			
at LIU Brooklyn			
WAGNER			
at Bryant			
at Central Connecticut			
FAIRLEIGH DICKINSON			
SAINT FRANCIS U			
at Sacred Heart			
at St. Francis Brooklyn			
ROBERT MORRIS			
SACRED HEART			
BRYANT			
CENTRAL CONNECTICUT			
at Robert Morris			
at Saint Francis U			
at Wagner			
at Fairleigh Dickinson			
LIU BROOKLYN			
ST. FRANCIS BROOKLYN			

SPECIALTY STATS

Charges Taken	2016-17	Career
Junior Robinson	6	22
Charles Glover	0	18
Elijah Long	4	14
Chris Wray	7	10
Khalid Nwandu	0	5

Dunks	2016-17	Career
Chris Wray	3	22
Ryan Gomes	2	2
Greg Alexander	2	2
Mawdo Sallah	1	2
Miles Wilson	1	1
Elijah Long	1	1
Khalid Nwandu	0	1

All-Time Double-Doubles

(Since Joining NCAA Division I)

Name	Double-Doubles
Michael Watson	15
Mychal Kears	13
Pat Atangana	13
Riley Inge	11
Alex Watson	11
Gregory Harris	9
Gregory Graves	8
Kelly Beidler	8
Gerben Van Dorpe	7
Randy Edney	6
Anthony Carr	6
Chris Cavanaugh	6
Melvin Whitaker	5
Tony Hayden	5
Robert Balgac	4
Newton Gayle	4
Chad Stull	4
Danny Thompson	3
Jeremy Goode	3
Julian Norfleet	2
Rashad Whack	2
Markus Mitchell	2
Nick Dodson	2
Chris McGuthrie	2
Mike Tate	2
Jeff Hall	2
Chris Wray	1
Taylor Danaher	1
BK Ashe	1
Raven Barber	1
Kelvin Parker	1
Will Holland	1
Sam Atupem	1
Kiel Butler	1
Landy Thompson	1
Jerry Lloyd	1
Angel Rivera	1
Jamion Christian	1
Aaron Herbert	1
Keith Price	1
Terrence Wilson	1
Michael Cook	1
Konata Springer	1
Mike Brown	1
Kevin Booth	1



In just four seasons, head coach Jamion Christian has established Mount St. Mary's as one of the top programs in the Northeast Conference. After taking the Mount to the Northeast Conference title game in his first season, Christian guided the Mount to the NEC title and a berth in the NCAA Tournament in 2014. He has guided the Mountaineers to a winning record in NEC play in each of his four seasons, the first time that has happened since the Mount joined the NEC in 1989-90.

Christian led the Mountaineers to an 88-71 victory over Robert Morris in the NEC championship game in 2014 to seal the Mount's first bid to the NCAA Tournament since 2008. Christian's team finished the regular season in fourth place, earning the school's first NEC Tournament home game since 2010. The Mount staged a historic rally in that game, coming back from a 19-point deficit with just over nine minutes left to edge St. Francis Brooklyn, 72-71, in the NEC Quarterfinals. The Mount then downed second-seeded Wagner on the road in the semifinals to earn a spot in the championship game for the second consecutive season.

The Mountaineers faced Albany in the 2014 NCAA Tournament First Round in Dayton, Ohio. After falling behind 21-2 in the opening minutes, the Mountaineers roared back with a 21-2 run of its own to even the score. The Mountaineers, however, came up short in a 71-64 loss that saw a potential game-tying three-pointer in the final minute rattle in-and-out.

A 2004 graduate of the Mount, Christian was named the 22nd coach in Mount St. Mary's history on March 26, 2012. In his inaugural season, Christian guided the Mountaineers to an 18-14 record and a spot in the NEC Championship game.

Christian's first season definitely provided excitement as the 18 wins were the fourth-most by a Mount team since moving to NCAA Division I in 1988-89 while the team also had a nine-game win streak, the third-longest streak by a Mount team in the Division I era. It was the Mount's first winning season since 2009-10 and the Mountaineers appeared in the NEC Championship game for the first time since 2009.

Christian refers to his team's style of play as Mayhem, which features a pressing defense and an offense reliant on the three-point shot. The top four single-season records for three-point attempts are all during Christian's tenure, while the team set school records for three-pointers made in each of his first two seasons.

One of the youngest coaches in NCAA Division I at 33 years old, Christian's first recruit at the Mount, guard Shivaughn Wiggins, was named the NEC Rookie of the Year in 2012-13. Under Christian, the Mount has had six players earn All-NEC honors and two more named to the All-Rookie team.

Christian was a finalist for both the Ben Jobe Award and the Joe B. Hall Award in 2013. The Ben Jobe Award is presented annually to the top minority coach in division I men's basketball, while the Joe B. Hall Award goes to the top first-year coach in Division I college basketball.

Christian was an assistant coach at Virginia Commonwealth under Shaka Smart in 2011-12, helping guide the Rams to the Third Round of the 2012 NCAA Tournament. VCU won the Colonial Athletic Association Tournament title and finished with a school-record 29 wins this year. VCU led the NCAA in steals and steals per game. Christian worked hand-in-hand with VCU starting shooting guard Troy Daniels, who broke the school record for three-pointers made.

Prior to his time at VCU, he spent three years at William & Mary. In three seasons with the Tribe, he helped usher in a new era of basketball. The Tribe made their second postseason appearance in school history in 2010 and recorded the third most wins in school history with 22.

On the recruiting trail, he aided in the Tribe's 2010 recruiting class that was ranked among the best in "Mid-Major" classes in the country and the best in the CAA by ESPN.com and Scouts, Inc. During his time with William & Mary, Christian was responsible for recruiting in Virginia, Texas and the Washington, D.C. region.

One of the foundations for Christian's style of play came from his first collegiate job as an assistant coach at Emory & Henry. In 2005-06, Emory & Henry averaged 104.3 points and 17.6 three-point field goals made per game. Christian moved on to serve as the Director of Basketball Operations at Bucknell University the next two seasons.

As a player, Christian was a three-year captain at the Mount, scoring 581 points in 90 career games and 56 starts. He led the Mount in scoring at 11.3 points per game in 2001-02 and averaged 8.2 points the following season.

During his senior year at New Kent High School, Christian led his squad to an undefeated season and a VHSL State Championship.

HEAD COACH JAMION CHRISTIAN

THE CHRISTIAN FILE

at Mount St. Mary's

Year	Overall/NEC	Notes
2012-13	18-14/11-7	Advance to NEC title game
2013-14	16-17/9-7	NCAA Tournament
2014-15	15-15/11-7	
2015-16	14-19/10-8	
2016-17	1-6	
TOTAL	64-71/41-29	

Assistant Coaching Experience

VCU	2011-12
William & Mary	2008-11
Bucknell	2006-08
Emory & Henry	2005-06

Playing Experience

Mount St. Mary's	2000-04
------------------	---------



NCAA TOURNAMENT 1995, 1999, 2008, 2014

JUNIOR ROBINSON

Guard | Jr. | 5-5 | 165
Mebane, N.C.
Eastern Alamance



SEASON NOTES

- ◆ Second Team All-Northeast Conference selection in 2015-16 after averaging 12.5 points and 3.1 assists.
- ◆ Scored a season-high 16 points at Minnesota.
- ◆ Posted 11 points and four assists in 78-76 win at George Mason.
- ◆ Led the Mount with 18 points at Southern Illinois, hitting 7-of-11 shots from the field.
- ◆ Was sensational at No. 25 Michigan, pouring in season-high 21 points, hitting 5-of-6 three-pointers.

2016-17 HIGHS

Category	Opponent	Date
Pts.....21	at Michigan	11/26/16
Reb.....3	at West Virginia	11/11/16
FG.....8	at Michigan	11/26/16
FGA.....14	vs. two opponents	
3FG.....5	at Michigan	11/26/16
3FGA.....8	at So. Illinois	11/21/16
FT.....5	at George Mason	11/18/16
FTA.....5	at George Mason	11/18/16
Ast.....4	at George Mason	11/18/16
Stl.....2	at West Virginia	11/11/16
Blk.....1	vs. two opponents	
Min.....37	at George Mason	11/18/16

CAREER HIGHS

Category	Opponent	Date
Pts.....26	Sacred Heart	2/11/16
Reb.....5	three times	
FG.....9	Sacred Heart	2/11/16
FGA.....19	at St. Francis BK	2/27/16
3FG.....5	at Michigan	11/26/16
3FGA.....11	Bryant	1/9/16
FT.....10	two times	
FTA.....12	two times	
Ast.....9	Bucknell	2/8/15
Stl.....6	Robert Morris	1/22/15
Blk.....1	vs. six opponents	
Min.....43	Bryant	1/9/16

MISCELLANEOUS

Category	16-17	Career
10+ points.....	4	36
20+ points.....	1	7
5+ rebounds.....	0	3
10+ rebounds.....	0	0
2+ three-pointers.....	3	30
5+ assists.....	0	18
2+ steals.....	1	17
2+ blocks.....	0	0
Double-Doubles.....	0	0
Leading Scorer.....	3	18
Leading Rebounder.....	0	0
Assists Leader.....	2	41

2016-17 Game-by-Game Statistics

Opponent	Date	MIN	FG-A	3FG-A	FT-A	O-R-D	PF	AST	TO	BLK	STL	PTS
at West Virginia	11-11	32	1-10	1-6	2-2	1-2-3	2	3	1	1	2	5
at Iowa State	11-14	29	2-11	1-4	2-2	0-2-2	0	2	2	0	0	7
at Minnesota	11-16	33	6-14	2-7	2-2	0-1-1	2	3	2	0	0	16
at George Mason	11-18	37	3-10	0-1	5-5	0-1-1	3	4	3	0	0	11
at Southern Illinois	11-21	28	7-11	4-8	0-0	0-2-2	4	2	3	0	1	18
at UT Arlington	11-23	15	0-4	0-2	0-0	0-0-0	0	1	3	0	1	0
at Michigan	11-26	30	8-14	5-6	0-0	0-1-1	2	0	1	1	0	21
at Arkansas	11-28											
at Loyola	12-3											
UMBC	12-7											
LEHIGH	12-10											
at Bucknell	12-19											
COPPIN STATE	12-22											
*at LIU Brooklyn	12-29											
*WAGNER	12-31											
*at Bryant	1-5											
*at Central Connecticut	1-7											
*FAIRLEIGH DICKINSON	1-12											
*SAINT FRANCIS U	1-14											
*at Sacred Heart	1-19											
*at St. Francis Brooklyn	1-21											
*ROBERT MORRIS	1-26											
*SACRED HEART	1-28											
*BRYANT	2-2											
*CENTRAL CONNECTICUT	2-4											
*at Robert Morris	2-9											
*at Saint Francis U	2-11											
*at Wagner	2-16											
*at Fairleigh Dickinson	2-18											
*LIU BROOKLYN	2-23											
*ST. FRANCIS BROOKLYN	2-25											

CAREER STATISTICS

Year	GP-GS	Min/Avg	Total		3-Point		FT-FTA		Rebounds		PF-FO	Ast	TO	Blk	Stl	Pts/Avg
			FG-FGA	Pct	FG-FGA	Pct	Pct	Off-Def	Tot	Avg						
2014-15	30-30	734/24.5	80-221	.362	32-96	.333	55-73	.753	42	1.4	63-1	98	60	3	27	247/8.2
2015-16	33-33	952/28.8	135-351	.385	50-146	.342	94-112	.839	60	1.8	77-0	102	83	0	38	414/12.5
2016-17	7-7	204/29.1	27-74	.365	13-34	.382	11-11	1.000	10	1.4	13-0	15	15	2	4	78/11.1
TOTAL	70-70	1890/27.0	242-646	.375	95-276	.344	160-196	.816	112	1.6	153-1	215	158	5	69	739/10.6

CAREER NEC STATISTICS

Year	GP-GS	Min/Avg	Total		3-Point		FT-FTA		Rebounds		PF-FO	Ast	TO	Blk	Stl	Pts/Avg
			FG-FGA	Pct	FG-FGA	Pct	Pct	Off-Def	Tot	Avg						
2014-15	18-18	426/23.7	52-135	.385	22-57	.386	37-45	.822	28	1.6	43-1	56	32	2	18	163/9.1
2015-16	18-18	541/30.1	84-208	.404	28-83	.337	67-79	.848	33	1.8	44-0	49	46	0	21	263/14.6
TOTAL	36-36	967/26.9	136-343	.397	50-140	.357	104-124	.839	61	1.7	87-1	105	78	2	39	426/11.8

MAWDO SALLAH

1

Forward | So.-R | 6-9 | 235
Latri Kunda, Gambi
Fishburne Military Acad.



2016-17 HIGHS

Category	Opponent	Date
Pts.....6	at George Mason	11/18/16
Reb.....14	at Iowa State	11/14/16
FG.....3	at George Mason	11/18/16
FGA.....7	vs. two opponents	
3FG.....0		
3FGA.....0		
FT.....1	vs. two opponents	
FTA.....3	at UT Arlington	11/23/16
Ast.....1	vs. three opponents	
Stl.....1	vs. three opponents	
Blk.....1	vs. four opponents	
Min.....27	at Iowa State	11/14/16

CAREER HIGHS

Category	Opponent	Date
Pts.....6	at George Mason	11/18/16
Reb.....14	at Iowa State	11/14/16
FG.....3	at George Mason	11/18/16
FGA.....7	two times	
3FG.....0		
3FGA.....0		
FT.....1	vs. two opponents	
FTA.....2	vs. two opponents	
Ast.....1	vs. five opponents	
Stl.....1	vs. three opponents	
Blk.....4	two times	
Min.....27	at Iowa State	11/14/16

MISCELLANEOUS

Category	16-17	Career
10+ points.....	0	0
20+ points.....	0	0
5+ rebounds.....	1	2
10+ rebounds.....	2	2
2+ three-pointers.....	0	0
5+ assists.....	0	0
2+ steals.....	0	0
2+ blocks.....	0	3
Double-Doubles.....	0	0
Leading Scorer.....	0	0
Leading Rebounder.....	3	4
Assists Leader.....	0	0

SEASON NOTES

- ♦ Missed the 2015-16 season due to a back injury.
- ♦ Grabbed career high 14 rebounds at No. 20 Iowa State.
- ♦ Pulled down game-high 11 rebounds at UT Arlington

2016-17 Game-by-Game Statistics

Opponent	Date	MIN	FG-A	3FG-A	FT-A	O-R-D	PF	AST	TO	BLK	STL	PTS
at West Virginia	11-11	14	0-2	0-0	1-2	1-1-2	4	0	0	0	0	1
at Iowa State	11-14	27	1-7	0-0	0-1	3-11-14	2	0	4	1	0	2
at Minnesota	11-16	14	0-6	0-0	0-0	0-2-2	3	1	0	0	0	0
at George Mason	11-18	13	3-7	0-0	0-0	2-0-2	5	1	0	1	1	6
at Southern Illinois	11-21	12	0-4	0-0	0-0	0-2-2	2	0	0	1	1	0
at UT Arlington	11-23	23	1-1	0-0	1-3	2-9-11	4	1	2	0	0	3
at Michigan	11-26	25	1-4	0-0	0-0	2-5-7	4	0	0	1	1	2
at Arkansas	11-28											
at Loyola	12-3											
UMBC	12-7											
LEHIGH	12-10											
at Bucknell	12-19											
COPPIN STATE	12-22											
*at LIU Brooklyn	12-29											
*WAGNER	12-31											
*at Bryant	1-5											
*at Central Connecticut	1-7											
*FAIRLEIGH DICKINSON	1-12											
*SAINT FRANCIS U	1-14											
*at Sacred Heart	1-19											
*at St. Francis Brooklyn	1-21											
*ROBERT MORRIS	1-26											
*SACRED HEART	1-28											
*BRYANT	2-2											
*CENTRAL CONNECTICUT	2-4											
*at Robert Morris	2-9											
*at Saint Francis U	2-11											
*at Wagner	2-16											
*at Fairleigh Dickinson	2-18											
*LIU BROOKLYN	2-23											
*ST. FRANCIS BROOKLYN	2-25											

CAREER STATISTICS

Year	GP-GS	Min/Avg	Total		3-Point		FT-FTA	Pct	Rebounds		Avg	PF-FO	Ast	TO	Blk	Stl	Pts/Avg
			FG-FGA	Pct	FG-FGA	Pct			Pct	Off-Def	Tot						
2014-15	15-3	99/6.6	5-10	.500	0-0	.000	0-3	.000	8-10	18	1.2	16-1	2	3	11	0	10/0.7
2016-17	7-7	128/18.3	6-31	.194	0-0	.000	2-6	.333	10-30	40	5.7	24-1	3	6	4	3	14/2.0
TOTAL	22-10	227/10.3	11-41	.268	0-0	.000	2-9	.222	18-40	58	2.6	40-2	5	9	15	3	24/1.1

CAREER NEC STATISTICS

Year	GP-GS	Min/Avg	Total		3-Point		FT-FTA	Pct	Rebounds		Avg	PF-FO	Ast	TO	Blk	Stl	Pts/Avg
			FG-FGA	Pct	FG-FGA	Pct			Pct	Off-Def	Tot						
2014-15	7-1	17/2.4	0-2	.000	0-0	.000	0-0	.000	0-2	2	0.3	0-0	0	0	0	0	0/0.0
TOTAL	7-1	17/2.4	0-2	.000	0-0	.000	0-0	.000	---	2	0.3	0-0	0	0	0	0	0/0.0

JONAH ANTONIO 3

Guard | Fr. | 6-5 | 175
Perth, Australia
Sunrise Christian Acad. (Kan.)



SEASON NOTES

- ♦ Shot 40 percent from three-point range as a senior at Sunrise Christian Academy playing against the top high school teams in the nation. He helped guide Sunrise Christian Academy to a 27-7 record.

2016-17 HIGHS

Category	Opponent	Date
Pts.....	0	
Reb.....	0	
FG.....	0	
FGA.....	0	
3FG.....	0	
3FGA.....	0	
FT.....	0	
FTA.....	0	
Ast.....	0	
Stl.....	0	
Blk.....	0	
Min.....	0	

CAREER HIGHS

Category	Opponent	Date
Pts.....	0	
Reb.....	0	
FG.....	0	
FGA.....	0	
3FG.....	0	
3FGA.....	0	
FT.....	0	
FTA.....	0	
Ast.....	0	
Stl.....	0	
Blk.....	0	
Min.....	0	

MISCELLANEOUS

Category	16-17	Career
10+ points.....	0	0
20+ points.....	0	0
5+ rebounds.....	0	0
10+ rebounds.....	0	0
2+ three-pointers.....	0	0
5+ assists.....	0	0
2+ steals.....	0	0
2+ blocks.....	0	0
Double-Doubles.....	0	0
Leading Scorer.....	0	0
Leading Rebounder.....	0	0
Assists Leader.....	0	0

2016-17 Game-by-Game Statistics

Opponent	Date	MIN	FG-A	3FG-A	FT-A	O-R-D	PF	AST	TO	BLK	STL	PTS
at West Virginia	11-11	DNP--Did Not Dress										
at Iowa State	11-14	DNP--Did Not Dress										
at Minnesota	11-16	DNP--Did Not Dress										
at George Mason	11-18	DNP--Did Not Dress										
at Southern Illinois	11-21	DNP--Did Not Dress										
at UT Arlington	11-23	DNP--Did Not Dress										
at Michigan	11-26	DNP--Did Not Dress										
at Arkansas	11-28											
at Loyola	12-3											
UMBC	12-7											
LEHIGH	12-10											
at Bucknell	12-19											
COPPIN STATE	12-22											
*at LIU Brooklyn	12-29											
*WAGNER	12-31											
*at Bryant	1-5											
*at Central Connecticut	1-7											
*FAIRLEIGH DICKINSON	1-12											
*SAINT FRANCIS U	1-14											
*at Sacred Heart	1-19											
*at St. Francis Brooklyn	1-21											
*ROBERT MORRIS	1-26											
*SACRED HEART	1-28											
*BRYANT	2-2											
*CENTRAL CONNECTICUT	2-4											
*at Robert Morris	2-9											
*at Saint Francis U	2-11											
*at Wagner	2-16											
*at Fairleigh Dickinson	2-18											
*LIU BROOKLYN	2-23											
*ST. FRANCIS BROOKLYN	2-25											

CAREER STATISTICS

Year	GP-GS	Min/Avg	Total FG-FGA	Pct	3-Point FG-FGA	Pct	FT-FTA	Pct	Rebounds Off-Def	Tot	Avg	PF-FO	Ast	TO	Blk	Stl	Pts/Avg
2016-17																	
TOTAL																	

CAREER NEC STATISTICS

Year	GP-GS	Min/Avg	FG-FGA	Pct	FG-FGA	Pct	FT-FTA	Pct	Off-Def	Tot	Avg	PF-FO	Ast	TO	Blk	Stl	Pts/Avg
2016-17																	
TOTAL																	

KHALID NWANDU

4

Guard | Sr. | 6-3 | 180
York, Pa.
Northeastern



SEASON NOTES

- ◆ Appeared in all five games this season, posting season-high 14 minutes at West Virginia.

2016-17 HIGHS

Category	Opponent	Date
Pts.....3	at West Virginia	11/11/16
Reb.....2	at West Virginia	11/11/16
FG.....1	vs. two opponents	
FGA.....2	two times	
3FG.....0		
3FGA.....0		
FT.....3	at West Virginia	11/11/16
FTA.....6	at West Virginia	11/11/16
Ast.....1	vs. three opponents	
Stl.....1	at George Mason	11/18/16
Blk.....1	at West Virginia	11/11/16
Min.....14	at West Virginia	11/11/16

CAREER HIGHS

Category	Opponent	Date
Pts.....15	at Texas Tech	12/30/13
Reb.....9	Wagner	2/28/15
FG.....4	five times	
FGA.....6	nine times	
3FG.....1	three times	
3FGA.....1	12 times	
FT.....6	two times	
FTA.....8	Robert Morris	1/22/15
Ast.....6	three times	
Stl.....3	eight times	
Blk.....1	four	
Min.....38	Robert Morris	1/22/15

MISCELLANEOUS

Category	16-17	Career
10+ points.....	0	2
20+ points.....	0	0
5+ rebounds.....	0	12
10+ rebounds.....	0	0
2+ three-pointers.....	0	0
5+ assists.....	0	7
2+ steals.....	0	19
2+ blocks.....	0	0
Double-Doubles.....	0	0
Leading Scorer.....	0	0
Leading Rebounder.....	0	5
Assists Leader.....	0	13

2016-17 Game-by-Game Statistics

Opponent	Date	MIN	FG-A	3FG-A	FT-A	O-R-D	PF	AST	TO	BLK	STL	PTS
at West Virginia	11-11	14	0-2	0-0	3-6	0-2-2	3	0	3	1	0	3
at Iowa State	11-14	1	0-0	0-0	0-0	1-0-1	0	1	0	0	0	0
at Minnesota	11-16	8	0-0	0-0	0-0	1-0-1	1	1	0	0	0	0
at George Mason	11-18	6	1-2	0-0	0-0	0-0-0	1	0	0	0	1	2
at Southern Illinois	11-21	8	1-1	0-0	0-0	0-0-0	0	1	2	0	0	2
at UT Arlington	11-23	2	0-0	0-0	0-0	0-0-0	1	0	0	0	0	0
at Michigan	11-26	DNP—Coaches Decision										
at Arkansas	11-28											
at Loyola	12-3											
UMBC	12-7											
LEHIGH	12-10											
at Bucknell	12-19											
COPPIN STATE	12-22											
*at LIU Brooklyn	12-29											
*WAGNER	12-31											
*at Bryant	1-5											
*at Central Connecticut	1-7											
*FAIRLEIGH DICKINSON	1-12											
*SAINT FRANCIS U	1-14											
*at Sacred Heart	1-19											
*at St. Francis Brooklyn	1-21											
*ROBERT MORRIS	1-26											
*SACRED HEART	1-28											
*BRYANT	2-2											
*CENTRAL CONNECTICUT	2-4											
*at Robert Morris	2-9											
*at Saint Francis U	2-11											
*at Wagner	2-16											
*at Fairleigh Dickinson	2-18											
*LIU BROOKLYN	2-23											
*ST. FRANCIS BROOKLYN	2-25											

CAREER STATISTICS

Year	GP-GS	Min/Avg	Total		3-Point		FT-FTA	Pct	Rebounds		Avg	PF-FO	Ast	TO	Blk	Stl	Pts/Avg
			FG-FGA	Pct	FG-FGA	Pct			Off-Def	Tot							
2013-14	30-10	452/15.1	21-52	.404	2-6	.333	30-54	.556	9-43	52	1.7	66-1	35	42	1	24	74/2.5
2014-15	29-13	571/19.7	52-118	.441	1-4	.250	32-68	.471	29-52	81	2.8	52-0	61	54	0	22	137/4.7
2015-16	28-11	424/15.1	29-62	.468	0-2	.000	25-39	.641	17-42	59	2.1	56-3	36	32	2	30	83/3.0
2016-17	6-0	39/6.5	2-5	.400	0-0	.000	3-6	.500	2-2	4	0.7	6-0	3	5	1	1	7/1.2
TOTAL	93-34	1486/16.0	104-237	.439	3-12	.250	90-167	.539	57-139	196	2.1	180-4	135	133	4	77	301/3.2

CAREER NEC STATISTICS

Year	GP-GS	Min/Avg	Total		3-Point		FT-FTA	Pct	Rebounds		Avg	PF-FO	Ast	TO	Blk	Stl	Pts/Avg
			FG-FGA	Pct	FG-FGA	Pct			Off-Def	Tot							
2013-14	16-6	228/14.3	10-27	.370	0-2	.000	11-23	.478	4-21	25	1.6	29-0	24	23	0	13	31/1.9
2014-15	17-12	374/22.0	27-69	.391	0-2	.000	23-48	.479	21-39	60	3.5	32-0	48	33	0	15	77/4.5
2015-16	13-1	152/11.7	8-17	.471	0-0	.000	4-4	1.000	10-13	23	1.8	17-0	16	14	2	11	20/1.5

NCAA TOURNAMENT 1995, 1999, 2008, 2014

CHRIS WRAY

5

Forward | Jr. | 6-8 | 200
Shelby, N.C.
Fishburne Military Acad.



SEASON NOTES

- ◆ Had a career night in the Mount's 78-76 overtime win at George Mason. Tallied first career double-double with 21 points and 10 rebounds while adding the game-winning dunk with 1.3 seconds left.

2016-17 HIGHS

Category	Opponent	Date
Pts.....21	at George Mason	11/18/16
Reb.....10	at George Mason	11/18/16
FG.....10	at George Mason	11/18/16
FGA.....13	at George Mason	11/18/16
3FG.....0		
3FGA.....0		
FT.....3	at So. Illinois	11/21/16
FTA.....4	vs. two opponents	
Ast.....4	at Michigan	11/26/16
Stl.....2	vs. three opponents	
Blk.....1	vs. six opponents	
Min.....36	at George Mason	11/18/16

CAREER HIGHS

Category	Opponent	Date
Pts.....21	at George Mason	11/18/16
Reb.....21	at George Mason	11/18/16
FG.....10	at George Mason	11/18/16
FGA.....13	at George Mason	11/18/16
3FG.....0		
3FGA.....1	at Lehigh	12/19/15
FT.....3	vs. two opponents	
FTA.....5	vs. two opponents	
Ast.....4	at Michigan	11/26/16
Stl.....4	Loyola	12/5/15
Blk.....4	at Central Conn.	2/18/16
Min.....36	at George Mason	11/18/16

MISCELLANEOUS

Category	16-17	Career
10+ points.....	1	8
20+ points.....	1	1
5+ rebounds.....	2	14
10+ rebounds.....	1	1
2+ three-pointers.....	0	0
5+ assists.....	0	0
2+ steals.....	2	12
2+ blocks.....	0	10
Double-Doubles.....	1	1
Leading Scorer.....	1	1
Leading Rebounder.....	2	8
Assists Leader.....	1	1

2016-17 Game-by-Game Statistics

Opponent	Date	MIN	FG-A	3FG-A	FT-A	O-R-D	PF	AST	TO	BLK	STL	PTS
at West Virginia	11-11	19	2-3	0-0	1-2	2-1-3	3	1	3	0	1	5
at Iowa State	11-14	17	1-6	0-0	1-2	3-2-5	4	1	0	1	1	3
at Minnesota	11-16	13	1-1	0-0	1-4	2-1-3	2	1	1	1	0	3
at George Mason	11-18	36	10-13	0-0	1-1	4-6-10	2	0	1	1	2	21
at Southern Illinois	11-21	31	1-4	0-0	3-4	2-2-4	3	2	1	1	2	5
at UT Arlington	11-23	28	1-2	0-0	1-2	2-1-3	5	1	4	1	2	3
at Michigan	11-26	32	2-4	0-0	1-1	0-2-2	2	4	1	1	1	5
at Arkansas	11-28											
at Loyola	12-3											
UMBC	12-7											
LEHIGH	12-10											
at Bucknell	12-19											
COPPIN STATE	12-22											
*at LIU Brooklyn	12-29											
*WAGNER	12-31											
*at Bryant	1-5											
*at Central Connecticut	1-7											
*FAIRLEIGH DICKINSON	1-12											
*SAINT FRANCIS U	1-14											
*at Sacred Heart	1-19											
*at St. Francis Brooklyn	1-21											
*ROBERT MORRIS	1-26											
*SACRED HEART	1-28											
*BRYANT	2-2											
*CENTRAL CONNECTICUT	2-4											
*at Robert Morris	2-9											
*at Saint Francis U	2-11											
*at Wagner	2-16											
*at Fairleigh Dickinson	2-18											
*LIU BROOKLYN	2-23											
*ST. FRANCIS BROOKLYN	2-25											

CAREER STATISTICS

Year	GP-GS	Min/Avg	Total		3-Point		FT-FTA	Pct	Rebounds		Avg	PF-FO	Ast	TO	Blk	Stl	Pts/Avg
			FG-FGA	Pct	FG-FGA	Pct			Off-Def	Tot							
2014-15	18-1	115/6.4	10-17	.588	0-0	.000	2-6	.333	11-12	23	1.3	14-0	0	3	5	8	22/1.2
2015-16	30-24	527/17.6	80-143	.559	0-1	.000	15-45	.333	70-53	123	4.1	61-0	17	27	32	32	175/5.8
2016-17	7-7	176/25.1	18-33	.545	0-0	.000	9-16	.563	15-15	30	4.3	21-1	10	11	6	9	45/6.4
TOTAL	55-32	818/14.9	108-193	.560	0-1	.000	26-67	.388	96-80	176	3.2	96-1	27	41	43	49	242/4.4

CAREER NEC STATISTICS

Year	GP-GS	Min/Avg	Total		3-Point		FT-FTA	Pct	Rebounds		Avg	PF-FO	Ast	TO	Blk	Stl	Pts/Avg
			FG-FGA	Pct	FG-FGA	Pct			Off-Def	Tot							
2014-15	10-1	44/4.4	3-8	.375	0-0	.000	2-2	1.000	5-2	7	0.7	6-0	0	0	1	2	8/0.8
2015-16	15-14	306/20.4	49-87	.563	0-0	.000	9-25	.360	38-37	75	5.0	32-0	14	13	19	16	107/7.1
TOTAL	25-15	350/14.0	52-95	.547	0-0	.000	11-27	.407	43-39	82	3.3	38-0	14	13	20	18	115/4.6

MILES WILSON 10

Guard | Fr. | 6-5 | 190
Reisterstown, Md.
Mount St. Joseph



2016-17 HIGHS		
Category	Opponent	Date
Pts.....26	at UT Arlington	11/23/16
Reb.....4	vs. two opponents	
FG.....9	at UT Arlington	11/23/16
FGA.....14	at UT Arlington	11/23/16
3FG.....2	vs. two opponents	
3FGA.....4	at UT Arlington	11/23/16
FT.....6	at UT Arlington	11/23/16
FTA.....10	at UT Arlington	11/23/16
Ast.....0		
Stl.....3	at So. Illinois	11/21/16
Blk.....1	vs. four opponents	
Min.....33	at George Mason	11/18/16

CAREER HIGHS		
Category	Opponent	Date
Pts.....26	at UT Arlington	11/23/16
Reb.....4	vs. two opponents	
FG.....9	at UT Arlington	11/23/16
FGA.....14	at UT Arlington	11/23/16
3FG.....2	vs. two opponents	
3FGA.....4	at UT Arlington	11/23/16
FT.....6	at UT Arlington	11/23/16
FTA.....10	at UT Arlington	11/23/16
Ast.....0		
Stl.....3	at So. Illinois	11/21/16
Blk.....1	vs. four opponents	
Min.....33	at George Mason	11/18/16

MISCELLANEOUS		
Category	16-17	Career
10+ points.....	4	4
20+ points.....	1	1
5+ rebounds.....	0	0
10+ rebounds.....	0	0
2+ three-pointers.....	2	2
5+ assists.....	0	0
2+ steals.....	1	1
2+ blocks.....	0	0
Double-Doubles.....	0	0
Leading Scorer.....	0	0
Leading Rebounder.....	0	0
Assists Leader.....	0	0

SEASON NOTES

- ◆ Tallied 11 points and four rebounds off the bench in his collegiate debut at No. 20 West Virginia.
- ◆ Scored 11 points at No. 20 Iowa State.
- ◆ Posted 12 points in the Mount's 78-76 overtime win at George Mason.
- ◆ Poured in a career-best 26 points at UT Arlington. It was the most points by a Mount freshman since Mar. 2, 2013.

2016-17 Game-by-Game Statistics

Opponent	Date	MIN	FG-A	3FG-A	FT-A	O-R-D	PF	AST	TO	BLK	STL	PTS
at West Virginia	11-11	21	4-8	1-2	2-2	2-2-4	4	0	3	1	0	11
at Iowa State	11-14	25	3-10	2-3	3-3	0-2-2	2	0	0	0	0	11
at Minnesota	11-16	20	1-6	0-2	1-2	0-3-3	3	0	1	0	0	3
at George Mason	11-18	33	5-10	0-2	2-3	2-2-4	2	0	2	1	1	12
at Southern Illinois	11-21	21	1-4	1-3	0-0	0-1-1	1	0	2	1	3	3
at UT Arlington	11-23	32	9-14	2-4	6-10	0-3-3	3	0	3	1	1	26
at Michigan	11-26	22	1-5	0-0	0-0	0-1-1	0	1	2	0	1	2
at Arkansas	11-28											
at Loyola	12-3											
UMBC	12-7											
LEHIGH	12-10											
at Bucknell	12-19											
COPPIN STATE	12-22											
*at LIU Brooklyn	12-29											
*WAGNER	12-31											
*at Bryant	1-5											
*at Central Connecticut	1-7											
*FAIRLEIGH DICKINSON	1-12											
*SAINT FRANCIS U	1-14											
*at Sacred Heart	1-19											
*at St. Francis Brooklyn	1-21											
*ROBERT MORRIS	1-26											
*SACRED HEART	1-28											
*BRYANT	2-2											
*CENTRAL CONNECTICUT	2-4											
*at Robert Morris	2-9											
*at Saint Francis U	2-11											
*at Wagner	2-16											
*at Fairleigh Dickinson	2-18											
*LIU BROOKLYN	2-23											
*ST. FRANCIS BROOKLYN	2-25											

CAREER STATISTICS


Year	GP-GS	Min/Avg	Total		3-Point		FT-FTA		Rebounds		PF-FO		TO	Blk	Stl	Pts/Avg
			FG-FGA	Pct	FG-FGA	Pct	FT-FTA	Pct	Off-Def	Tot	Avg	Ast				
2016-17	7-0	174/24.9	24-57	.421	6-16	.375	14-20	.700	4-14	18	2.6	15-0	1	13	4	68/9.7
TOTAL	7-0	174/24.9	24-57	.421	6-16	.375	14-20	.700	4-14	18	2.6	15-0	1	13	4	68/9.7

CAREER NEC STATISTICS

Year	GP-GS	Min/Avg	Total		3-Point		FT-FTA		Rebounds		PF-FO		TO	Blk	Stl	Pts/Avg
			FG-FGA	Pct	FG-FGA	Pct	FT-FTA	Pct	Off-Def	Tot	Avg	Ast				
2016-17																
TOTAL																

WILL MILLER 11

Forward | Sr. | 6-6 | 200
Dallas, Texas
Highland Park



2016-17 HIGHS		
Category	Opponent	Date
Pts.....15	at So. Illinois	11/21/16
Reb.....4	at UT Arlington	11/23/16
FG.....5	at So. Illinois	11/21/16
FGA.....11	at So. Illinois	11/21/16
3FG.....5	at So. Illinois	11/21/16
3FGA.....10	at So. Illinois	11/21/16
FT.....0		
FTA.....0		
Ast.....1	at West Virginia	11/11/16
Stl.....1	vs. three opponents	
Blk.....0		
Min.....32	at Minnesota	11/16/16

CAREER HIGHS		
Category	Opponent	Date
Pts.....21	vs. Albany	3/18/14
Reb.....6	at Robert Morris	1/14/16
FG.....7	vs. Albany	3/18/14
FGA.....13	at Washington	11/19/15
3FG.....7	vs. Albany	3/18/14
3FGA.....12	two times	
FT.....5	at Sacred Heart	2/6/14
FTA.....6	at Sacred Heart	2/6/14
Ast.....4	LIU Brooklyn	2/1/14
Stl.....2	three times	
Blk.....2	at Robert Morris	1/3/15
Min.....34	at Maryland	11/13/15

MISCELLANEOUS		
Category	16-17	Career
10+ points.....	1	17
20+ points.....	0	1
5+ rebounds.....	0	4
10+ rebounds.....	0	0
2+ three-pointers.....	1	39
5+ assists.....	0	0
2+ steals.....	0	3
2+ blocks.....	0	1
Double-Doubles.....	0	0
Leading Scorer.....	0	4
Leading Rebounder.....	0	1
Assists Leader.....	0	1

SEASON NOTES

- ◆ Hit 5-of-10 from three-point range for season-high 15 points at Southern Illinois.

2016-17 Game-by-Game Statistics

Opponent	Date	MIN	FG-A	3FG-A	FT-A	O-R-D	PF	AST	TO	BLK	STL	PTS
at West Virginia	11-11	18	1-4	1-4	0-0	0-1-1	1	1	2	0	1	3
at Iowa State	11-14	25	1-5	1-5	0-0	0-3-3	0	0	1	0	0	3
at Minnesota	11-16	32	1-7	1-7	0-0	0-2-2	0	0	0	0	1	3
at George Mason	11-18	10	1-4	1-4	0-0	0-0-0	0	0	1	0	0	3
at Southern Illinois	11-21	22	5-11	5-10	0-0	0-2-2	1	0	0	0	0	15
at UT Arlington	11-23	26	1-7	1-7	0-0	1-3-4	0	0	1	0	1	3
at Michigan	11-26	17	0-3	0-3	0-0	0-2-2	1	0	0	0	0	0
at Arkansas	11-28											
at Loyola	12-3											
UMBC	12-7											
LEHIGH	12-10											
at Bucknell	12-19											
COPPIN STATE	12-22											
*at LIU Brooklyn	12-29											
*WAGNER	12-31											
*at Bryant	1-5											
*at Central Connecticut	1-7											
*FAIRLEIGH DICKINSON	1-12											
*SAINT FRANCIS U	1-14											
*at Sacred Heart	1-19											
*at St. Francis Brooklyn	1-21											
*ROBERT MORRIS	1-26											
*SACRED HEART	1-28											
*BRYANT	2-2											
*CENTRAL CONNECTICUT	2-4											
*at Robert Morris	2-9											
*at Saint Francis U	2-11											
*at Wagner	2-16											
*at Fairleigh Dickinson	2-18											
*LIU BROOKLYN	2-23											
*ST. FRANCIS BROOKLYN	2-25											

CAREER STATISTICS

Year	GP-GS	Min/Avg	Total		3-Point		FT-FTA	Pct	Rebounds		Avg	PF-FO	Ast	TO	Blk	Stl	Pts/Avg
			FG-FGA	Pct	FG-FGA	Pct			Tot	Off-Def							
2013-14	33-6	518/15.7	59-150	.393	55-138	.399	12-15	.800	11-33	44	1.3	36-0	17	14	0	4	185/5.6
2014-15	30-4	542/18.1	53-139	.381	48-121	.397	15-21	.714	8-26	34	1.1	26-0	16	11	4	13	169/5.6
2015-16	33-6	650/19.7	56-173	.324	49-154	.318	13-15	.867	4-59	63	1.9	22-0	13	8	0	8	174/5.3
2016-17	7-0	150/21.4	10-41	.244	10-40	.250	0-0	.000	1-14	15	2.1	3-0	1	5	0	3	30/4.3
TOTAL	103-16	1860/18.1	178-503	.354	162-453	.358	40-51	.784	24-132	156	1.5	87-0	47	38	4	28	558/5.4


CAREER NEC STATISTICS

Year	GP-GS	Min/Avg	Total		3-Point		FT-FTA	Pct	Rebounds		Avg	PF-FO	Ast	TO	Blk	Stl	Pts/Avg
			FG-FGA	Pct	FG-FGA	Pct			Tot	Off-Def							
2013-14	16-5	240/15.0	19-61	.311	19-57	.333	8-11	.727	6-20	26	1.6	14-0	11	9	0	3	65/4.1
2014-15	18-0	270/15.0	28-70	.400	27-64	.422	9-11	.818	3-16	19	1.1	13-0	7	3	2	6	92/5.1
2015-16	18-0	338/18.8	29-81	.358	26-75	.347	8-8	1.000	1-39	40	2.2	9-0	9	5	0	4	92/5.1
TOTAL	52-5	848/16.3	76-212	.358	72-196	.367	25-30	.833	10-75	85	1.6	36-0	27	17	2	13	249/4.8

NCAA TOURNAMENT 1995, 1999, 2008, 2014

CHARLES GLOVER 12

Guard | Jr.-R | 6-1 | 190
Bowie, Md.
Gonzaga



SEASON NOTES

- ◆ Played in all 33 games with four starts in 2015-16, averaging 5.8 points and 2.7 rebounds.

2016-17 HIGHS

Category	Opponent	Date
Pts.....0		
Reb.....0		
FG.....0		
FGA.....1	vs. two opponents	
3FG.....0		
3FGA.....1	vs. two opponents	
FT.....0		
FTA.....0		
Ast.....1	at West Virginia	11/11/16
Stl.....0		
Blk.....0		
Min.....7	at West Virginia	11/11/16

CAREER HIGHS

Category	Opponent	Date
Pts.....22	at Lehigh	12/19/15
Reb.....7	two times	
FG.....7	at Lehigh	12/19/15
FGA.....15	at JMU	12/22/15
3FG.....6	at Lehigh	12/19/15
3FGA.....11	at JMU	12/22/15
FT.....7	at Wagner	2/6/16
FTA.....7	at Wagner	2/6/16
Ast.....7	at Lehigh	12/19/15
Stl.....3	two times	
Blk.....1	six times	
Min.....32	at Lehigh	12/19/15

MISCELLANEOUS

Category	16-17	Career
10+ points.....0	7	
20+ points.....0	1	
5+ rebounds.....0	6	
10+ rebounds.....0	0	
2+ three-pointers.....0	9	
5+ assists.....0	1	
2+ steals.....0	9	
2+ blocks.....0	0	
Double-Doubles.....0	0	
Leading Scorer.....0	2	
Leading Rebounder.....0	4	
Assists Leader.....0	7	

2016-17 Game-by-Game Statistics

Opponent	Date	MIN	FG-A	3FG-A	FT-A	O-R-D	PF	AST	TO	BLK	STL	PTS
at West Virginia	11-11	7	0-1	0-1	0-0	0-0-	0	1	1	0	0	0
at Iowa State	11-14	DNP—Coaches Decision										
at Minnesota	11-16	DNP—Coaches Decision										
at George Mason	11-18	0+	0-0	0-0	0-0	0-0-0	0	0	0	0	0	0
at Southern Illinois	11-21	3	0-1	0-1	0-0	0-0-0	0	0	0	0	0	0
at UT Arlington	11-23	DNP—Coaches Decision										
at Michigan	11-26	DNP—Coaches Decision										
at Arkansas	11-28											
at Loyola	12-3											
UMBC	12-7											
LEHIGH	12-10											
at Bucknell	12-19											
COPPIN STATE	12-22											
*at LIU Brooklyn	12-29											
*WAGNER	12-31											
*at Bryant	1-5											
*at Central Connecticut	1-7											
*FAIRLEIGH DICKINSON	1-12											
*SAINT FRANCIS U	1-14											
*at Sacred Heart	1-19											
*at St. Francis Brooklyn	1-21											
*ROBERT MORRIS	1-26											
*SACRED HEART	1-28											
*BRYANT	2-2											
*CENTRAL CONNECTICUT	2-4											
*at Robert Morris	2-9											
*at Saint Francis U	2-11											
*at Wagner	2-16											
*at Fairleigh Dickinson	2-18											
*LIU BROOKLYN	2-23											
*ST. FRANCIS BROOKLYN	2-25											

CAREER STATISTICS

	Total				3-Point		Rebounds										
Year	GP-GS	Min/Avg	FG-FGA	Pct	FG-FGA	Pct	FT-FTA	Pct	Off-Def	Tot	Avg	PF-FO	Ast	TO	Blk	Stl	Pts/Avg
2014-15	27-18	397/14.7	14-55	.255	7-32	.219	18-22	.818	3-23	26	1.0	53-0	27	24	2	14	53/2.0
2015-16	33-4	722/21.9	57-161	.354	35-106	.330	41-55	.745	7-83	90	2.7	89-3	33	42	4	24	190/5.8
2016-17	3-0	10/3.3	0-2	.000	0-2	.000	0-0	.000	0-0	0	0.0	0-0	1	1	0	0	0/0.0
TOTAL	63-22	1129/17.9	71-218	.326	42-140	.300	59-77	.766	10-106	116	1.8	142-3	61	67	6	38	243/3.9

CAREER NEC STATISTICS

			Total		3-Point				Rebounds									
Year	GP-GS	Min/Avg	FG-FGA	Pct	FG-FGA	Pct	FT-FTA	Pct	Off-Def	Tot	Avg	PF-FO	Ast	TO	Blk	Stl	Pts/Avg	
2014-15	18-17	332/18.4	11-44	.250	5-24	.208	18-21	.857	2-22	24	1.3	45-0	24	20	2	14	45/2.5	
2015-16	18-2	389/21.6	17-68	.250	10-46	.217	33-42	.786	3-47	50	2.8	45-1	14	24	2	11	77/4.3	
TOTAL	36-19	721/20.0	28-112	.250	15-70	.214	51-63	.810	5-69	74	2.1	90-1	38	44	4	25	122/3.4	

SEAN GURDON

20

Guard | So. | 6-1 | 170
Bowie, Md.
Pine Forge Academy



SEASON NOTES

- ◆ First year walk-on for the Mountaineers.
- ◆ Made collegiate debut at No. 20 West Virginia, grabbing a rebound in two minutes of action.

2016-17 HIGHS

Category	Opponent	Date
Pts.....0		
Reb.....1	at West Virginia	11/11/16
FG.....0		
FGA.....0		
3FG.....0		
3FGA.....0		
FT.....0		
FTA.....0		
Ast.....0		
Stl.....0		
Blk.....0		
Min.....2	at West Virginia	11/11/16

CAREER HIGHS

Category	Opponent	Date
Pts.....0		
Reb.....1	at West Virginia	11/11/16
FG.....0		
FGA.....0		
3FG.....0		
3FGA.....0		
FT.....0		
FTA.....0		
Ast.....0		
Stl.....0		
Blk.....0		
Min.....2	at West Virginia	11/11/16

MISCELLANEOUS

Category	16-17	Career
10+ points.....0	0	0
20+ points.....0	0	0
5+ rebounds.....0	0	0
10+ rebounds.....0	0	0
2+ three-pointers.....0	0	0
5+ assists.....0	0	0
2+ steals.....0	0	0
2+ blocks.....0	0	0
Double-Doubles.....0	0	0
Leading Scorer.....0	0	0
Leading Rebounder.....0	0	0
Assists Leader.....0	0	0

2016-17 Game-by-Game Statistics

Opponent	Date	MIN	FG-A	3FG-A	FT-A	Q-R-D	PF	AST	TO	BLK	STL	PTS
at West Virginia	11-11	2	0-0	0-0	0-0	0-1-1	0	0	0	0	0	0
at Iowa State	11-14	DNP—Coaches Decision										
at Minnesota	11-16	DNP—Coaches Decision										
at George Mason	11-18	DNP—Coaches Decision										
at Southern Illinois	11-21	DNP—Coaches Decision										
at UT Arlington	11-23	DNP—Coaches Decision										
at Michigan	11-26	DNP—Coaches Decision										
at Arkansas	11-28											
at Loyola	12-3											
UMBC	12-7											
LEHIGH	12-10											
at Bucknell	12-19											
COPPIN STATE	12-22											
*at LIU Brooklyn	12-29											
*WAGNER	12-31											
*at Bryant	1-5											
*at Central Connecticut	1-7											
*FAIRLEIGH DICKINSON	1-12											
*SAINT FRANCIS U	1-14											
*at Sacred Heart	1-19											
*at St. Francis Brooklyn	1-21											
*ROBERT MORRIS	1-26											
*SACRED HEART	1-28											
*BRYANT	2-2											
*CENTRAL CONNECTICUT	2-4											
*at Robert Morris	2-9											
*at Saint Francis U	2-11											
*at Wagner	2-16											
*at Fairleigh Dickinson	2-18											
*LIU BROOKLYN	2-23											
*ST. FRANCIS BROOKLYN	2-25											

CAREER STATISTICS

			Total		3-Point		Rebounds											
Year	GP-GS	Min/Avg	FG-FGA	Pct	FG-FGA	Pct	FT-FTA	Pct	Off-Def	Tot	Avg	PF-FO	Ast	TO	Blk	Stl	Pts/Avg	
2016-17	1-0	2/2.0	0-0	.000	0-0	.000	0-0	.000	0-1	1	1.0	0-0	0	0	0	0	0/0.0	
TOTAL	1-0	2/2.0	0-0	.000	0-0	.000	0-0	.000	0-1	1	1.0	0-0	0	0	0	0	0/0.0	

CAREER NEC STATISTICS

Year	GP-GS	Min/Avg	FG-FGA	Pct	FG-FGA	Pct	FT-FTA	Pct	Off-Def	Tot	Avg	PF-FO	Ast	TO	Blk	Stl	Pts/Avg
2016-17																	
TOTAL																	

RANDY MILLER, JR.

21

Guard | Fr. | 6-3 | 190
Odenton, Md.
Mount St. Joseph



SEASON NOTES

- ◆ Made collegiate debut at No. 20 Iowa State, playing four minutes.
- ◆ Randy Miller, Jr., career high five points at Minnesota.

2016-17 HIGHS

Category	Opponent	Date
Pts.....5	at Minnesota	11/16/16
Reb.....1	at So. Illinois	11/21/16
FG.....2	at Minnesota	11/16/16
FGA.....2	at Minnesota	11/16/16
3FG.....1	vs. two opponents	
3FGA.....1	vs. two opponents	
FT.....		
FTA.....		
Ast.....1	at So. Illinois	11/21/16
Stl.....		
Blk.....		
Min.....7	vs. three opponents	

CAREER HIGHS

Category	Opponent	Date
Pts.....5	at Minnesota	11/16/16
Reb.....1	at So. Illinois	11/21/16
FG.....2	at Minnesota	11/16/16
FGA.....2	at Minnesota	11/16/16
3FG.....1	vs. two opponents	
3FGA.....1	vs. two opponents	
FT.....		
FTA.....		
Ast.....1	at So. Illinois	11/21/16
Stl.....		
Blk.....		
Min.....7	vs. three opponents	

MISCELLANEOUS

Category	16-17	Career
10+ points.....	0	0
20+ points.....	0	0
5+ rebounds.....	0	0
10+ rebounds.....	0	0
2+ three-pointers.....	0	0
5+ assists.....	0	0
2+ steals.....	0	0
2+ blocks.....	0	0
Double-Doubles.....	0	0
Leading Scorer.....	0	0
Leading Rebounder.....	0	0
Assists Leader.....	0	0

2016-17 Game-by-Game Statistics

Opponent	Date	MIN	FG-A	3FG-A	FT-A	O-R-D	PF	AST	TO	BLK	STL	PTS
at West Virginia	11-11	DNP--Coaches Decision										
at Iowa State	11-14	4	0-1	0-0	0-0	0-0-0	2	0	0	0	0	0
at Minnesota	11-16	7	2-2	1-1	0-0	0-0-0	1	0	1	0	0	5
at George Mason	11-18	7	1-1	1-1	0-0	0-0-0	0	0	1	0	0	3
at Southern Illinois	11-21	7	0-1	0-0	0-0	0-1-1	1	1	0	0	0	0
at UT Arlington	11-23	DNP--Coaches Decision										
at Michigan	11-26	3	0-0	0-0	0-0	0-0-0	0	0	0	0	0	0
at Arkansas	11-28											
at Loyola	12-3											
UMBC	12-7											
LEHIGH	12-10											
at Bucknell	12-19											
COPPIN STATE	12-22											
*at LIU Brooklyn	12-29											
*WAGNER	12-31											
*at Bryant	1-5											
*at Central Connecticut	1-7											
*FAIRLEIGH DICKINSON	1-12											
*SAINT FRANCIS U	1-14											
*at Sacred Heart	1-19											
*at St. Francis Brooklyn	1-21											
*ROBERT MORRIS	1-26											
*SACRED HEART	1-28											
*BRYANT	2-2											
*CENTRAL CONNECTICUT	2-4											
*at Robert Morris	2-9											
*at Saint Francis U	2-11											
*at Wagner	2-16											
*at Fairleigh Dickinson	2-18											
*LIU BROOKLYN	2-23											
*ST. FRANCIS BROOKLYN	2-25											

CAREER STATISTICS

			Total		3-Point				Rebounds									
Year	GP-GS	Min/Avg	FG-FGA	Pct	FG-FGA	Pct	FT-FTA	Pct	Off-Def	Tot	Avg	PF-FO	Ast	TO	Blk	Stl	Pts/Avg	
2016-17	5-0	28/5.6	3-5	.600	2-2	1.000	0-0	.000	0-1	1	0.2	4-0	1	2	0	0	8/1.6	
TOTAL	5-0	28/5.6	3-5	.600	2-2	1.000	0-0	.000	0-1	1	0.2	4-0	1	2	0	0	8/1.6	

CAREER NEC STATISTICS

Year	GP-GS	Min/Avg	Total		3-Point		FT-FTA		Rebounds		PF-FO		TO		Blk		Stl		Pts/Avg
2016-17			FG-FGA	Pct	FG-FGA	Pct	FT-FTA	Pct	Off-Def	Tot	Avg	PF-FO	Ast	TO	Blk	Stl			
TOTAL																			

GREG ALEXANDER 23

Guard | Jr. | 6-4 | 215
Hampton, Va.
Kecoughtan



SEASON NOTES

- ◆ Transfer from East Carolina, sat out the 2015-16 season due to NCAA transfer rules.
- ◆ Scored team-high 15 points at No. 20 West Virginia in his Mount St. Mary's debut. Hit 4-of-9 from three-point range in the game.

2016-17 HIGHS

Category	Opponent	Date
Pts.....15	at West Virginia	11/11/16
Reb.....5	at George Mason	11/18/16
FG.....5	at West Virginia	11/11/16
FGA.....11	at West Virginia	11/11/16
3FG.....4	at West Virginia	11/11/16
3FGA.....9	vs. two opponents	
FT.....1	at West Virginia	11/11/16
FTA.....2	at West Virginia	11/11/16
Ast.....1	vs. two opponents	
Stl.....2	vs. three opponents	
Blk.....2	at West Virginia	11/11/16
Min.....38	at George Mason	11/18/16

CAREER HIGHS

Category	Opponent	Date
Pts.....15	at West Virginia	11/11/16
Reb.....5	at George Mason	11/18/16
FG.....5	at West Virginia	11/11/16
FGA.....11	at West Virginia	11/11/16
3FG.....4	at West Virginia	11/11/16
3FGA.....9	vs. two opponents	
FT.....3	Chowan	11/14/13
FTA.....3	vs. two opponents	
Ast.....1	vs. four opponents	
Stl.....2	vs. three opponents	
Blk.....2	at West Virginia	11/11/16
Min.....38	at George Mason	11/18/16

MISCELLANEOUS

Category	16-17	Career
10+ points.....	1	2
20+ points.....	0	0
5+ rebounds.....	0	0
10+ rebounds.....	0	0
2+ three-pointers.....	5	6
5+ assists.....	0	0
2+ steals.....	2	2
2+ blocks.....	1	1
Double-Doubles.....	0	0
Leading Scorer.....	1	1
Leading Rebounder.....	0	0
Assists Leader.....	0	0

2016-17 Game-by-Game Statistics

Opponent	Date	MIN	FG-A	3FG-A	FT-A	O-R-D	PF	AST	TO	BLK	STL	PTS
at West Virginia	11-11	30	5-11	4-9	1-2	0-1-1	0	0	0	2	2	15
at Iowa State	11-14	31	2-6	2-4	0-0	0-2-2	1	0	1	0	0	6
at Minnesota	11-16	28	3-8	3-8	0-0	0-4-4	2	1	1	0	0	9
at George Mason	11-18	38	3-9	3-9	0-0	1-4-5	1	1	0	1	0	9
at Southern Illinois	11-21	31	3-6	1-3	0-1	1-1-2	1	0	0	1	2	7
at UT Arlington	11-23	36	3-7	3-7	0-0	0-1-1	1	0	1	0	2	9
at Michigan	11-26	28	1-4	0-2	2-2	0-2-2	0	0	1	0	1	4
at Arkansas	11-28											
at Loyola	12-3											
UMBC	12-7											
LEHIGH	12-10											
at Bucknell	12-19											
COPPIN STATE	12-22											
*at LIU Brooklyn	12-29											
*WAGNER	12-31											
*at Bryant	1-5											
*at Central Connecticut	1-7											
*FAIRLEIGH DICKINSON	1-12											
*SAINT FRANCIS U	1-14											
*at Sacred Heart	1-19											
*at St. Francis Brooklyn	1-21											
*ROBERT MORRIS	1-26											
*SACRED HEART	1-28											
*BRYANT	2-2											
*CENTRAL CONNECTICUT	2-4											
*at Robert Morris	2-9											
*at Saint Francis U	2-11											
*at Wagner	2-16											
*at Fairleigh Dickinson	2-18											
*LIU BROOKLYN	2-23											
*ST. FRANCIS BROOKLYN	2-25											

CAREER STATISTICS

Year	GP-GS	Min/Avg	Total		3-Point		FT-FTA	Pct	Rebounds		PF-FO	Ast	TO	Blk	Stl	Pts/Avg
			FG-FGA	Pct	FG-FGA	Pct			Off-Def	Tot						
2013-14*	8-0	38/4.8	6-11	.545	3-7	.429	3-5	.600	2-3	5	0.6	3-0	2	0	1	18/2.3
2014-15*	6-0	14/2.3	1-4	.250	0-2	.000	1-3	.333	0-0	0	0.0	2-0	1	1	1	3/0.5
2016-17	7-7	222/31.7	20-51	.392	16-42	.381	3-5	.600	2-15	17	2.4	6-0	2	4	4	59/8.4
TOTAL	7-7	222/31.7	20-51	.392	16-42	.381	3-5	.600	2-15	17	2.4	6-0	2	4	4	59/8.4
All*	21-7	274/13.0	27-66	.409	19-51	.373	7-13	.538	4-18	22	1.0	11-0	5	5	6	80/3.8

* Statistics from East Carolina

CAREER NEC STATISTICS

Year	GP-GS	Min/Avg	Total		3-Point		FT-FTA	Pct	Rebounds		PF-FO	Ast	TO	Blk	Stl	Pts/Avg
			FG-FGA	Pct	FG-FGA	Pct			Off-Def	Tot						
2016-17																
TOTAL																

BRYCE THURSTON 25

Guard | Fr.-R | 6-5 | 215
Baltimore, Md.
Monteverde Academy (Fla.)



SEASON NOTES

- ◆ A redshirt for the Mount in 2015-16.
- ◆ Scored two points in four minutes of action in Mount debut at No. 20 West Virginia.

2016-17 HIGHS

Category	Opponent	Date
Pts.....2	at West Virginia	11/11/16
Reb.....1	at West Virginia	11/11/16
FG.....1	at West Virginia	11/11/16
FGA.....1	vs. two opponents	
3FG.....0		
3FGA.....1	at Iowa State	11/14/16
FT.....0		
FTA.....0		
Ast.....0		
Stl.....0		
Blk.....0		
Min.....4	at West Virginia	11/11/16

CAREER HIGHS

Category	Opponent	Date
Pts.....2	at West Virginia	11/11/16
Reb.....1	at West Virginia	11/11/16
FG.....1	at West Virginia	11/11/16
FGA.....1	vs. two opponents	
3FG.....0		
3FGA.....1	at Iowa State	11/14/16
FT.....0		
FTA.....0		
Ast.....0		
Stl.....0		
Blk.....0		
Min.....4	at West Virginia	11/11/16

MISCELLANEOUS

Category	16-17	Career
10+ points.....	0	0
20+ points.....	0	0
5+ rebounds.....	0	0
10+ rebounds.....	0	0
2+ three-pointers.....	0	0
5+ assists.....	0	0
2+ steals.....	0	0
2+ blocks.....	0	0
Double-Doubles.....	0	0
Leading Scorer.....	0	0
Leading Rebounder.....	0	0
Assists Leader.....	0	0

2016-17 Game-by-Game Statistics

Opponent	Date	MIN	FG-A	3FG-A	FT-A	O-R-D	PF	AST	TO	BLK	STL	PTS
at West Virginia	11-11	4	1-1	0-0	0-0	0-1-1	0	0	0	0	0	2
at Iowa State	11-14	1	0-1	0-1	0-0	0-0-0	0	0	0	0	0	0
at Minnesota	11-16	1	0-0	0-0	0-0	0-0-0	0	0	0	0	0	0
at George Mason	11-18	DNP—Coaches Decision										
at Southern Illinois	11-21	DNP—Coaches Decision										
at UT Arlington	11-23	DNP—Coaches Decision										
at Michigan	11-26	DNP—Coaches Decision										
at Arkansas	11-28											
at Loyola	12-3											
UMBC	12-7											
LEHIGH	12-10											
at Bucknell	12-19											
COPPIN STATE	12-22											
*at LIU Brooklyn	12-29											
*WAGNER	12-31											
*at Bryant	1-5											
*at Central Connecticut	1-7											
*FAIRLEIGH DICKINSON	1-12											
*SAINT FRANCIS U	1-14											
*at Sacred Heart	1-19											
*at St. Francis Brooklyn	1-21											
*ROBERT MORRIS	1-26											
*SACRED HEART	1-28											
*BRYANT	2-2											
*CENTRAL CONNECTICUT	2-4											
*at Robert Morris	2-9											
*at Saint Francis U	2-11											
*at Wagner	2-16											
*at Fairleigh Dickinson	2-18											
*LIU BROOKLYN	2-23											
*ST. FRANCIS BROOKLYN	2-25											

CAREER STATISTICS

Year	GP-GS	Min/Avg	Total		3-Point		FT-FTA		Rebounds		PF-FO	Ast	TO	Blk	Stl	Pts/Avg
			FG-FGA	Pct	FG-FGA	Pct	Pct	Off-Def	Tot	Avg						
2016-17	3-0	6/2.0	1-2	.500	0-1	.000	0-0	.000	0-1	1	0.3	0-0	0	0	0	2/0.7
TOTAL	3-0	6/2.0	1-2	.500	0-1	.000	0-0	.000	0-1	1	0.3	0-0	0	0	0	2/0.7

CAREER NEC STATISTICS

Year	GP-GS	Min/Avg	Total		3-Point		FT-FTA		Rebounds		PF-FO	Ast	TO	Blk	Stl	Pts/Avg
			FG-FGA	Pct	FG-FGA	Pct	Pct	Off-Def	Tot	Avg						
2016-17																
TOTAL																

JACK VUKELICH

30

Forward | Fr. | 6-9 | 205
Mechanicsburg, Pa.
Trinity



2016-17 HIGHS

Category	Opponent	Date
Pts.....		
Reb.....		
FG.....		
FGA.....		
3FG.....		
3FGA.....		
FT.....		
FTA.....		
Ast.....		
Stl.....		
Blk.....		
Min.....		

CAREER HIGHS

Category	Opponent	Date
Pts.....		
Reb.....		
FG.....		
FGA.....		
3FG.....		
3FGA.....		
FT.....		
FTA.....		
Ast.....		
Stl.....		
Blk.....		
Min.....		

MISCELLANEOUS

Category	16-17	Career
10+ points.....	0	0
20+ points.....	0	0
5+ rebounds.....	0	0
10+ rebounds.....	0	0
2+ three-pointers.....	0	0
5+ assists.....	0	0
2+ steals.....	0	0
2+ blocks.....	0	0
Double-Doubles.....	0	0
Leading Scorer.....	0	0
Leading Rebounder.....	0	0
Assists Leader.....	0	0

SEASON NOTES

- ◆ Plans to redshirt for the 2016-17 season.

2016-17 Game-by-Game Statistics

Opponent	Date	MIN	FG-A	3FG-A	FT-A	O-R-D	PF	AST	TO	BLK	STL	PTS
at West Virginia	11-11	DNP--Coaches Decision										
at Iowa State	11-14	DNP--Coaches Decision										
at Minnesota	11-16	DNP--Coaches Decision										
at George Mason	11-18	DNP--Coaches Decision										
at Southern Illinois	11-21	DNP--Coaches Decision										
at UT Arlington	11-23	DNP--Coaches Decision										
at Michigan	11-26	DNP--Coaches Decision										
at Arkansas	11-28											
at Loyola	12-3											
UMBC	12-7											
LEHIGH	12-10											
at Bucknell	12-19											
COPPIN STATE	12-22											
*at LIU Brooklyn	12-29											
*WAGNER	12-31											
*at Bryant	1-5											
*at Central Connecticut	1-7											
*FAIRLEIGH DICKINSON	1-12											
*SAINT FRANCIS U	1-14											
*at Sacred Heart	1-19											
*at St. Francis Brooklyn	1-21											
*ROBERT MORRIS	1-26											
*SACRED HEART	1-28											
*BRYANT	2-2											
*CENTRAL CONNECTICUT	2-4											
*at Robert Morris	2-9											
*at Saint Francis U	2-11											
*at Wagner	2-16											
*at Fairleigh Dickinson	2-18											
*LIU BROOKLYN	2-23											
*ST. FRANCIS BROOKLYN	2-25											

CAREER STATISTICS

Year	GP-GS	Min/Avg	Total FG-FGA	Pct	3-Point FG-FGA	Pct	FT-FTA	Pct	Rebounds Off-Def	Tot	Avg	PF-FO	Ast	TO	Blk	Stl	Pts/Avg
2016-17																	
TOTAL																	

CAREER NEC STATISTICS

Year	GP-GS	Min/Avg	FG-FGA	Pct	FG-FGA	Pct	FT-FTA	Pct	Off-Def	Tot	Avg	PF-FO	Ast	TO	Blk	Stl	Pts/Avg
2016-17																	
TOTAL																	

RYAN GOMES 54

Center | Fr. | 6-10 | 235
Westminster, Md.
Friends School



2016-17 HIGHS		
Category	Opponent	Date
Pts.....6	at Minnesota	11/16/16
Reb.....4	at West Virginia	11/11/16
FG.....3	at Minnesota	11/16/16
FGA.....6	at Minnesota	11/16/16
3FG.....0		
3FGA.....0		
FT.....0		
FTA.....0		
Ast.....0		
Stl.....1	at Minnesota	11/16/16
Blk.....1	at George Mason	11/18/16
Min.....14	at Minnesota	11/16/16

CAREER HIGHS		
Category	Opponent	Date
Pts.....6	at Minnesota	11/16/16
Reb.....4	at West Virginia	11/11/16
FG.....3	at Minnesota	11/16/16
FGA.....6	at Minnesota	11/16/16
3FG.....0		
3FGA.....0		
FT.....0		
FTA.....0		
Ast.....0		
Stl.....1	at Minnesota	11/16/16
Blk.....1	at George Mason	11/18/16
Min.....14	at Minnesota	11/16/16

MISCELLANEOUS		
Category	16-17	Career
10+ points.....	0	0
20+ points.....	0	0
5+ rebounds.....	0	0
10+ rebounds.....	0	0
2+ three-pointers.....	0	0
5+ assists.....	0	0
2+ steals.....	0	0
2+ blocks.....	0	0
Double-Doubles.....	0	0
Leading Scorer.....	0	0
Leading Rebounder.....	0	0
Assists Leader.....	0	0

SEASON NOTES

- ◆ Had four rebounds in 11 minutes in his collegiate debut at No. 20 West Virginia.

2016-17 Game-by-Game Statistics

Opponent	Date	MIN	FG-A	3FG-A	FT-A	O-R-D	PF	AST	TO	BLK	STL	PTS
at West Virginia	11-11	11	0-2	0-0	0-0	1-3-4	5	0	0	0	0	0
at Iowa State	11-14	8	2-2	0-0	0-0	0-0-0	2	0	1	0	0	4
at Minnesota	11-16	14	3-6	0-0	0-0	1-2-3	3	0	2	0	1	6
at George Mason	11-18	6	0-2	0-0	0-0	0-0-0	1	0	0	1	0	0
at Southern Illinois	11-21	5	1-2	0-0	0-0	0-1-1	0	0	0	0	0	2
at UT Arlington	11-23	1	0-0	0-0	0-0	0-1-1	1	0	1	0	0	0
at Michigan	11-26	5	0-0	0-0	0-0	0-0-0	1	0	1	0	0	0
at Arkansas	11-28											
at Loyola	12-3											
UMBC	12-7											
LEHIGH	12-10											
at Bucknell	12-19											
COPPIN STATE	12-22											
*at LIU Brooklyn	12-29											
*WAGNER	12-31											
*at Bryant	1-5											
*at Central Connecticut	1-7											
*FAIRLEIGH DICKINSON	1-12											
*SAINT FRANCIS U	1-14											
*at Sacred Heart	1-19											
*at St. Francis Brooklyn	1-21											
*ROBERT MORRIS	1-26											
*SACRED HEART	1-28											
*BRYANT	2-2											
*CENTRAL CONNECTICUT	2-4											
*at Robert Morris	2-9											
*at Saint Francis U	2-11											
*at Wagner	2-16											
*at Fairleigh Dickinson	2-18											
*LIU BROOKLYN	2-23											
*ST. FRANCIS BROOKLYN	2-25											

CAREER STATISTICS

			Total		3-Point		Rebounds										
Year	GP-GS	Min/Avg	FG-FGA	Pct	FG-FGA	Pct	FT-FTA	Pct	Off-Def	Tot	Avg	PF-FO	Ast	TO	Blk	Stl	Pts/Avg
2016-17	7-0	50/7.1	6-14	.429	0-0	.000	0-0	.000	2-7	9	1.3	13-1	0	5	1	1	12/1.7
TOTAL	7-0	50/7.1	6-14	.429	0-0	.000	0-0	.000	2-7	9	1.3	13-1	0	5	1	1	12/1.7

CAREER NEC STATISTICS

Year	GP-GS	Min/Avg	Total		3-Point		Rebounds		PF-FO	Ast	TO	Blk	Stl	Pts/Avg
			FG-FGA	Pct	FG-FGA	Pct	FT-FTA	Pct						
2016-17														
TOTAL														

ELIJAH LONG 55

Guard | So. | 6-0 | 180
Mississauga, Ont.
John Carroll (Md.)



SEASON NOTES

- ◆ Tallied 14 points, five rebounds and four assists in the season opener at No. 20 West Virginia.
- ◆ Led the Mount with 19 points while adding seven rebounds and four assists at No. 20 Iowa State. He faced older brother, Nazareth, a senior guard for ISU, in that game.
- ◆ Scored a career-best 27 points at UT Arlington, adding five boards and five assists in the game.

2016-17 HIGHS

Category	Opponent	Date
Pts.....27	at UT Arlington	11/23/16
Reb.....7	vs. three opponents	
FG.....10	at UT Arlington	11/23/16
FGA.....17	at UT Arlington	11/23/16
3FG.....4	at UT Arlington	11/23/16
3FGA.....4	at UT Arlington	11/23/16
FT.....4	vs. three opponents	
FTA.....7	vs. two opponents	
Ast.....5	at UT Arlington	11/23/16
Stl.....2	vs. two opponents	
Blk.....1	vs. two opponents	
Min.....39	at George Mason	11/18/16

CAREER HIGHS

Category	Opponent	Date
Pts.....27	at UT Arlington	11/23/16
Reb.....8	at St. Francis BK	2/27/16
FG.....10	at UT Arlington	11/23/16
FGA.....17	at UT Arlington	11/23/16
3FG.....4	at UT Arlington	11/23/16
3FGA.....4	vs. two opponents	
FT.....7	at Iowa State	11/14/16
FTA.....8	at Iowa State	11/14/16
Ast.....6	at FDU	1/24/16
Stl.....4	vs. two opponents	
Blk.....1	vs. five opponents	
Min.....39	at George Mason	11/18/16

MISCELLANEOUS

Category	16-17	Career
10+ points.....	7	12
20+ points.....	1	2
5+ rebounds.....	6	9
10+ rebounds.....	0	0
2+ three-pointers.....	2	3
5+ assists.....	1	4
2+ steals.....	2	10
2+ blocks.....	0	0
Double-Doubles.....	0	0
Leading Scorer.....	2	4
Leading Rebounder.....	3	4
Assists Leader.....	4	17

2016-17 Game-by-Game Statistics

Opponent	Date	MIN	FG-A	3FG-A	FT-A	O-R-D	PF	AST	TO	BLK	STL	PTS
at West Virginia	11-11	28	5-10	0-2	4-4	0-5-5	3	4	8	0	0	14
at Iowa State	11-14	32	5-15	2-3	7-8	1-6-7	2	4	4	0	1	19
at Minnesota	11-16	30	5-13	0-2	1-4	1-4-5	1	2	3	1	2	11
at George Mason	11-18	39	4-12	0-0	3-5	0-7-7	3	2	0	0	2	11
at Southern Illinois	11-21	32	3-9	1-2	4-7	1-0-1	3	4	3	0	1	11
at UT Arlington	11-23	37	10-17	3-3	4-4	2-3-5	3	5	7	0	1	27
at Michigan	11-26	38	5-14	1-3	2-2	1-6-7	2	3	5	1	0	13
at Arkansas	11-28											
at Loyola	12-3											
UMBC	12-7											
LEHIGH	12-10											
at Bucknell	12-19											
COPPIN STATE	12-22											
*at LIU Brooklyn	12-29											
*WAGNER	12-31											
*at Bryant	1-5											
*at Central Connecticut	1-7											
*FAIRLEIGH DICKINSON	1-12											
*SAINT FRANCIS U	1-14											
*at Sacred Heart	1-19											
*at St. Francis Brooklyn	1-21											
*ROBERT MORRIS	1-26											
*SACRED HEART	1-28											
*BRYANT	2-2											
*CENTRAL CONNECTICUT	2-4											
*at Robert Morris	2-9											
*at Saint Francis U	2-11											
*at Wagner	2-16											
*at Fairleigh Dickinson	2-18											
*LIU BROOKLYN	2-23											
*ST. FRANCIS BROOKLYN	2-25											

CAREER STATISTICS

Year	GP-GS	Min/Avg	Total		3-Point		FT-FTA	Pct	Rebounds			PF-FO	Ast	TO	Blk	Stl	Pts/Avg
			FG-FGA	Pct	FG-FGA	Pct			Off-Def	Tot	Avg						
2015-16	30-23	687/22.9	63-185	.341	13-39	.333	30-48	.625	10-66	76	2.5	47-0	66	47	3	32	169/5.6
2016-17	7-7	236/33.7	37-90	.411	7-15	.467	25-34	.735	6-31	37	5.3	17-0	24	30	2	7	106/15.1
TOTAL	37-30	923/24.9	100-275	.364	20-54	.370	55-82	.671	16-97	113	3.1	64-0	90	77	5	39	275/7.4

CAREER NEC STATISTICS

Year	GP-GS	Min/Avg	Total		3-Point		FT-FTA	Pct	Rebounds			PF-FO	Ast	TO	Blk	Stl	Pts/Avg
			FG-FGA	Pct	FG-FGA	Pct			Off-Def	Tot	Avg						
2015-16	15-14	392/26.1	43-113	.381	8-18	.444	17-27	.630	6-37	43	2.9	25-0	39	31	3	21	111/7.4
TOTAL	15-14	392/26.1	43-113	.381	8-18	.444	17-27	.630	6-37	43	2.9	25-0	39	31	3	21	111/7.4

2016-17 OVERALL STATISTICS

Mount St. Mary's Combined Team Statistics (as of Nov 26, 2016)

All games

RECORD:	OVERALL	HOME	AWAY	NEUTRAL
ALL GAMES	1-6	0-0	1-6	0-0
CONFERENCE	0-0	0-0	0-0	0-0
NON-CONFERENCE	1-6	0-0	1-6	0-0

#	Player	gp-gs	min	avg	Total		3-Point		F-Throw		Rebounds				pf	dq	a	to	blk	stl	pts	avg
					fg-fga	fg%	3fg-fga	3fg%	ft-fga	ft%	off	def	tot	avg								
55	LONG, Elijah	7-7	236	33.7	37-90	.411	7-15	.467	25-34	.735	6	31	37	5.3	17	0	24	30	2	7	106	15.1
00	ROBINSON, Junior	7-7	204	29.1	27-74	.365	13-34	.382	11-11	1.000	1	9	10	1.4	13	0	15	15	2	4	78	11.1
10	WILSON, Miles	7-0	174	24.9	24-57	.421	6-16	.375	14-20	.700	4	14	18	2.6	15	0	1	13	4	6	68	9.7
23	ALEXANDER, Greg	7-7	222	31.7	20-51	.392	16-42	.381	3-5	.600	2	15	17	2.4	6	0	2	4	4	7	59	8.4
05	WRAY, Chris	7-7	176	25.1	18-33	.545	0-0	.000	9-16	.563	15	15	30	4.3	21	1	10	11	6	9	45	6.4
11	MILLER, Will	7-0	150	21.4	10-41	.244	10-40	.250	0-0	.000	1	14	15	2.1	3	0	1	5	0	3	30	4.3
01	SALLAH, Mawdo	7-7	128	18.3	6-31	.194	0-0	.000	2-6	.333	10	30	40	5.7	24	1	3	6	4	3	14	2.0
54	GOMES, Ryan	7-0	50	7.1	6-14	.429	0-0	.000	0-0	.000	2	7	9	1.3	13	1	0	5	1	1	12	1.7
21	MILLER, Randy	5-0	28	5.6	3-5	.600	2-2	1.000	0-0	.000	0	1	1	0.2	4	0	1	2	0	0	8	1.6
04	NWANDU, Khalid	6-0	39	6.5	2-5	.400	0-0	.000	3-6	.500	2	2	4	0.7	6	0	3	5	1	1	7	1.2
25	THURSTON, Bryce	3-0	6	2.0	1-2	.500	0-1	.000	0-0	.000	0	1	1	0.3	0	0	0	0	0	0	2	0.7
12	GLOVER, Charles	3-0	10	3.3	0-2	.000	0-2	.000	0-0	.000	0	0	0	0.0	0	0	1	1	0	0	0	0.0
20	GURDON, Sean	1-0	2	2.0	0-0	.000	0-0	.000	0-0	.000	0	1	1	1.0	0	0	0	0	0	0	0	0.0
Team											8	8	16					2				
Total.....		7	1425		154-405	.380	54-152	.355	67-98	.684	51	148	199	28.4	122	3	61	99	24	41	429	61.3
Opponents.....		7	1425		206-421	.489	40-124	.323	81-126	.643	87	213	300	42.9	123	0	107	106	34	38	533	76.1

TEAM STATISTICS	MOUNT	OPP	Date	Opponent	Score	Att.
SCORING	429	533	11/11/16	at West Virginia	L 59-87	10510
Points per game	61.3	76.1	11-14-16	at Iowa State	L 55-73	13981
Scoring margin	-14.9	-	11/16/16	at Minnesota	L 56-80	7940
FIELD GOALS-ATT	154-405	206-421	11/18/16	at George Mason	Wot 78-76	3487
Field goal pct	.380	.489	11/21/16	at Southern Illinois	L 63-73	3971
3 POINT FG-ATT	54-152	40-124	11/23/16	at UT Arlington	L 71-80	1360
3-point FG pct	.355	.323	11/26/16	at Michigan	L 47-64	9410
3-pt FG made per game	7.7	5.7	* - Conference game			
FREE THROWS-ATT	67-98	81-126				
Free throw pct	.684	.643				
F-Throws made per game	9.6	11.6				
REBOUNDS	199	300				
Rebounds per game	28.4	42.9				
Rebounding margin	-14.4	-				
ASSISTS	61	107				
Assists per game	8.7	15.3				
TURNOVERS	99	106				
Turnovers per game	14.1	15.1				
Turnover margin	+1.0	-				
Assist/turnover ratio	0.6	1.0				
STEALS	41	38				
Steals per game	5.9	5.4				
BLOCKS	24	34				
Blocks per game	3.4	4.9				
ATTENDANCE	0	50659				
Home games-Avg/Game	0-0	7-7237				
Neutral site-Avg/Game	-	0-0				

Score by Periods	1st	2nd	OT	Totals
Mount St. Mary's	199	222	8	429
Opponents	259	268	6	533

2016-17 BOX SCORES

Official Basketball Box Score -- Game Totals -- Final Statistics Mount St. Mary's vs West Virginia 11-11-16 7:00 p.m. at WVU Coliseum, Morgantown, W.Va.

Mount St. Mary's 59 • 0-1

#	Player	Total		3-Ptr		Rebounds			PF	TP	A TO Blk Stl				Min
		FG-FGA	FG-FGA	FT-FTA	FT-FTA	Off	Def	Tot			A	TO	Blk	Stl	
05	Wray, Chris	f	2-3	0-0	1-2	2	1	3	3	5	1	3	0	1	19
01	Sallah, Mawdo	c	0-2	0-0	1-2	1	1	2	4	1	0	0	0	0	14
00	Robinson, Junior	g	1-10	1-6	2-2	1	2	3	2	5	3	1	1	2	32
23	Alexander, Greg	g	5-11	4-9	1-2	0	1	1	0	15	0	0	2	2	30
55	Long, Elijah	g	5-10	0-2	4-4	0	5	5	3	14	4	8	0	0	28
04	Nwandu, Khalid		0-2	0-0	3-6	0	2	2	3	3	0	3	1	0	14
10	Wilson, Miles		4-8	1-2	2-2	2	2	4	4	11	0	3	1	0	21
11	Miller, Will		1-4	1-4	0-0	0	1	1	1	3	1	2	0	1	18
12	Glover, Charles		0-1	0-1	0-0	0	0	0	0	1	1	0	0	0	7
20	Gurdon, Sean		0-0	0-0	0-0	0	1	1	0	0	0	0	0	0	2
25	Thurston, Bryce		1-1	0-0	0-0	0	1	1	0	2	0	0	0	0	4
54	Gomes, Ryan		0-2	0-0	0-0	1	3	4	5	0	0	0	0	0	11
	Team					4	1	5							
Totals			19-54	7-24	14-20	11	21	32	25	59	10	21	5	6	200
FG % 1st Half: 7-28 25.0%		2nd half: 12-26 46.2%		Game: 19-54 35.2%		Deadball									
3FG % 1st Half: 4-15 26.7%		2nd half: 3-9 33.3%		Game: 7-24 29.2%		Rebounds									
FT % 1st Half: 6-8 75.0%		2nd half: 8-12 66.7%		Game: 14-20 70.0%		3									

West Virginia 87 • 1-0

#	Player	Total		3-Ptr		Rebounds			PF	TP	A TO Blk Stl				Min
		FG-FGA	FG-FGA	FT-FTA	FT-FTA	Off	Def	Tot			A	TO	Blk	Stl	
11	Adrian, Nathan	f	4-6	1-2	4-5	1	2	3	3	13	3	2	0	0	22
23	Ahmad, Esa	f	4-10	0-0	1-2	1	2	3	4	3	1	0	0	0	17
45	Macon, Elijah	c	2-3	0-0	1-4	1	2	3	1	5	1	1	3	1	17
02	Carter, Jevon	g	4-8	1-5	1-2	0	2	2	1	10	2	1	0	0	27
12	Phillip, Tarik	g	3-5	1-2	2-2	0	3	3	2	9	2	3	0	1	15
00	Myers, Teyvon		3-7	0-1	2-3	0	1	1	1	8	1	0	0	1	20
03	Bolden, James		2-5	2-4	0-0	1	1	2	2	6	0	0	0	0	14
13	Long, James		0-0	0-0	0-0	0	0	0	1	0	0	0	0	0	3
14	Harler, Chase		0-4	0-0	1-2	0	2	2	1	0	1	0	0	0	14
15	West, Lamont		3-8	1-3	0-0	5	3	8	4	7	0	1	1	1	14
20	Watkins, Brandon		4-5	0-0	1-5	4	4	8	1	9	1	1	0	1	12
25	Bender, Maciej		0-1	0-1	0-0	1	0	1	0	0	1	1	1	1	9
50	Konate, Sagaba		3-5	0-0	5-6	2	4	6	2	11	0	1	2	0	12
	Team					3	0	3							
Totals			32-67	6-18	17-29	19	26	45	21	87	12	13	7	6	200
FG % 1st Half: 17-31 54.8%		2nd half: 15-36 41.7%		Game: 32-67 47.8%		Deadball									
3FG % 1st Half: 1-7 14.3%		2nd half: 5-11 45.5%		Game: 6-18 33.3%		Rebounds									
FT % 1st Half: 8-14 57.1%		2nd half: 9-15 60.0%		Game: 17-29 58.6%		7,1									

Officials: Ray Natili, Gerry Pollard, Tommy Short
Technical fouls: Mount St. Mary's-None. West Virginia-None.
Attendance: 10510
Gomes (MSM) fouled out with 2:24 remaining in the game.

Score by periods	1st	2nd	Total
Mount St. Mary's	24	35	59
West Virginia	43	44	87

Last FG - MOUNT 2nd-04:10, WVU 2nd-01:30.
Largest lead - MOUNT None, WVU by 30 2nd-00:33.
MOUNT led for 00:00, WVU led for 37:45, Game was tied for 01:44.

Score tied - 0 times.
Lead changed - 0 times.

OFFICIAL BASKETBALL BOX SCORE

Mount St. Mary's vs Minnesota
Wed, Nov 16, 2016 7:00 PM Minneapolis, Minn. (Williams Arena)

Final

Mount St. Mary's 0-3

No	Name	Total FG FGA	3-PT FG FGA	FT FTA	Rebounds OF DF TOT	PF	TP	A	TO	BLK	S	MIN						
01	Sallah, Mawdo	f	0	6	0	0	0	0	2	2	3	0	1	0	0	14		
05	Wray, Chris	f	1	1	0	0	1	4	2	1	3	2	3	1	1	10		
23	Alexander, Greg	g	3	8	3	8	0	0	0	4	4	2	9	1	1	0	28	
55	Long, Elijah	g	5	13	0	2	1	4	1	4	5	1	11	2	3	1	30	
00	Robinson, Junior	g	6	14	2	7	2	2	0	1	1	2	16	3	2	0	33	
11	Miller, Will		1	7	1	7	0	0	2	2	0	3	0	0	1	32		
10	Wilson, Miles		1	6	0	2	1	2	0	3	3	3	0	1	0	20		
54	Gomes, Ryan		3	6	0	0	0	0	1	2	3	3	6	0	2	0	14	
04	Nwandu, Khalid		0	0	0	0	0	0	1	0	1	0	1	0	0	8		
21	Miller, Randy		2	2	1	1	0	0	0	0	0	1	5	0	1	0	7	
25	Thurston, Bryce		0	0	0	0	0	0	0	0	0	0	0	0	0	1		
	Team								1	0	1	0	0	0				
Totals			22	63	7	27	5	12	6	19	25	18	56	9	11	2	4	200
Total FG% 1st Half: 12-35 (34.3)		2nd: 10-28 (35.7)		Game: 22-63 (34.9)		Deadball												
3 PT FG% 1st Half: 5-19 (26.3)		2nd: 2-8 (25.0)		Game: 7-27 (25.9)		Rebounds												
FT% 1st Half: 0-0 (0.0)		2nd: 5-12 (41.7)		Game: 5-12 (41.7)		4												

Minnesota 3-0

No	Name	FG	FGA	3-PT FGA	FT	FTA	Rebounds OF	DF	TOT	PF	TP	A	TO	BLK	S	MIN		
05	Coffey, Amir	g	4	10	0	3	2	2	1	3	4	2	10	3	1	0	28	
03	Murphy, Jordan	f	8	9	0	0	2	7	3	9	12	2	18	2	1	2	31	
22	Lynch, Reggie	c	0	2	0	0	6	8	0	6	6	4	6	5	2	1	0	19
01	McBrayer, Dupree	g	5	5	1	1	2	2	0	0	0	0	13	3	1	0	1	28
02	Mason, Nate	g	6	11	1	3	0	0	0	4	4	2	13	3	4	0	1	28
00	Springs, Akeem		4	7	2	5	0	0	0	6	6	0	10	1	1	0	0	16
24	Curry, Eric		2	4	0	0	2	4	3	5	8	3	6	1	2	1	0	19
21	Konate, Bakary		1	1	0	0	0	0	0	1	1	3	2	0	2	1	0	5
42	Hurt, Michael		0	2	0	2	0	0	0	0	0	1	0	0	0	0	0	12
32	Gilbert, Ahmad		0	2	0	0	0	0	0	2	2	0	0	0	0	0	0	4
15	Sharp, Stephon		0	0	0	0	0	0	0	0	0	0	0	0	1	0	0	3
04	Rudrud, Brady		0	0	0	0	0	0	0	0	0	0	0	0	0	0	0	3
41	Diedhiou, Gaston		1	1	0	0	0	0	0	0	0	0	2	0	0	0	0	3
10	Haugh, Darin		0	0	0	0	0	0	0	0	0	0	0	1	0	0	0	1
	Team								1	2	3	0	0	0	0			
Totals			31	54	4	15	14	23	8	38	46	17	80	19	16	5	3	200
Total FG% 1st Half: 12-22 (54.5)		2nd: 19-32 (59.4)		Game: 31-54 (57.4)		Deadball												
3 PT FG% 1st Half: 1-7 (14.3)		2nd: 3-8 (37.5)		Game: 4-15 (26.7)		Rebounds												
FT% 1st Half: 12-19 (63.2)		2nd: 2-4 (50.0)		Game: 14-23 (60.9)		5												

Officials: Donnie Eppley, Rob Riley, Brian Dorsey
Technical fouls: Mount St. Mary's-None Minnesota-Konate
Attendance: 7,940

Scoring By Periods	1	2	Total
Mount St. Mary's	29	27	56
Minnesota	37	43	80

Official Basketball Box Score -- Game Totals -- Final Statistics Mount St. Mary's vs Iowa State 11-14-16 7:06 p.m. at Hilton Coliseum - Ames, Iowa

Mount St. Mary's 55 • 0-2

#	Player	Total		3-Ptr		Rebounds			PF	TP	A TO Blk Stl				Min
		FG-FGA	FG-FGA	FT-FTA	FT-FTA	Off	Def	Tot			A	TO	Blk	Stl	
00	ROBINSON, Junior	*	2-11	1-4	2-2	0	2	2	0	7	2	2	0	0	

2016-17 BOX SCORES

Official Box Score -- Game Totals -- Final Statistics Mount Saint Mary's (MD) vs. Southern Illinois 11/21/2016 7:00 p.m. at Carbondale, IL

Mount Saint Mary's (MD) 63 (1-4)				Total	3-Ptr	Rebounds											
##	Player			FG-FGA	FG-FGA	FT-FTA	Off	Def	Tot	PF	TP	A	TO	Blk	Stl	Min	
00	Junior Robinson	*		7-11	4-8	0-0	0	2	2	4	18	2	3	0	1	28	
01	Mawdo Sallah	*		0-4	0-0	0-0	0	2	2	2	0	0	0	1	1	12	
05	Chris Wray	*		1-4	0-0	3-4	2	2	4	3	5	2	1	1	2	31	
23	Greg Alexander	*		3-6	1-3	0-1	1	1	2	1	7	0	0	1	2	31	
55	Elijah Long	*		3-9	1-2	4-7	1	0	1	3	11	4	3	0	1	32	
04	Khalid Nwandu			1-1	0-0	0-0	0	0	0	0	2	1	2	0	0	8	
10	Miles Wilson			1-4	1-3	0-0	0	1	1	1	3	0	2	1	3	21	
11	Will Miller			5-11	5-10	0-0	0	2	2	1	15	0	0	0	0	22	
12	Charles Glover			0-1	0-1	0-0	0	0	0	0	0	0	0	0	0	3	
21	Randy Miller			0-1	0-0	0-0	0	1	1	1	0	1	0	0	0	7	
54	Ryan Gomes			1-2	0-0	0-0	0	1	1	0	2	0	0	0	0	5	
TEAM							1	3	4			1					
Totals				22-54	12-27	7-12	5	15	20	16	63	10	12	4	10		200
FG % 1st Half: 13-30 43.3%				2nd Half: 9-24 37.5%				Game: 22-54 40.7%				40.7%				Deadball	
3FG % 1st Half: 7-16 43.8%				2nd Half: 5-11 45.5%				Game: 12-27 44.4%				44.4%				Rebounds	
FT % 1st Half: 3-5 60.0%				2nd Half: 4-7 57.1%				Game: 7-12 58.3%				58.3%				3	

Southern Illinois 73 (3-2)		Total	3-Ptr	Rebounds											
##	Player	FG-FGA	FG-FGA	FT-FTA	Off	Def	Tot	PF	TP	A	TO	Blk	Stl	Min	
33	Sean O'Brien	F 3-9	0-1	0-0	6	12	18	2	6	9	5	1	1	37	
40	Thik Bol	F 8-12	0-0	0-0	4	8	12	3	16	0	3	6	0	35	
01	Mike Rodriguez	G 2-3	0-0	5-6	0	1	1	3	9	4	2	0	1	23	
05	Leo Vincent	G 2-7	1-6	0-0	0	1	1	4	5	0	3	0	0	18	
22	Armon Fletcher	G 7-13	3-7	2-2	1	2	3	3	19	1	1	0	2	39	
10	Aaron Cook	1-4	1-2	1-2	1	1	2	1	4	1	2	0	1	17	
13	Sean Lloyd	4-9	1-3	2-2	0	3	3	1	11	0	0	0	1	23	
15	Austin Weiher	0-1	0-0	0-0	0	0	0	1	0	0	1	0	0	3	
24	Rudy Stradnieks	1-1	1-1	0-0	1	1	2	1	3	1	0	0	0	5	
TEAM					3	0	3								
Totals		28-59	7-20	10-12	16	29	45	19	73	16	17	7	6	200	
FG % 1st Half: 15-29 51.7%		2nd Half: 13-30 43.3%		Game: 28-59 47.5%		Deadball Rebounds 2									
3FG % 1st Half: 4-9 44.4%		2nd Half: 3-11 27.3%		Game: 7-20 35.0%											
FT % 1st Half: 1-2 50.0%		2nd Half: 9-10 90.0%		Game: 10-12 83.3%											

Officials: Gerry Pollard, Hal Lusk, Steve Olson

Technical Fouls: Mount Saint Mary's (MD)-None. Southern Illinois-None.
Carbondale, IL Attendance: 3971

Score by Period	1st	2nd	Total
Mount Saint Mary's	36	27	63
Southern Illinois	35	38	73

Last FG - AWAY 2nd-00:02, SIU 2nd-00:53.

Largest lead - AWAY by 7 1st-17:17, SIU by 16 2nd-01:30

AWAY led for 13:12. SIU led for 24:41. Game was tied for 02:05.

Points	In	Off	2nd	Fast	Bench
Visitor	16	13	3	9	22
SIU	42	17	17	14	18

Score Tied - 1 times
Lead Changed - 10 times

Official Box Score -- Game Totals -- Final Statistics Mount Saint Mary's (MD) vs. UT Arlington 11/23/2016 7:00 p.m. at Arlington, TX

Mount Saint Mary's (MD) 71 (1-5, 0-0 NEC)														
##	Player	Total	3-Ptr	Rebounds										
		FG-FGA	FG-FGA	FT-FTA	Off	Def	Tot	PF	TP	A	TO	Blk	Stl	Min
00	Junior Robinson	* 0-4	0-2	0-0	0	0	0	0	0	1	3	0	1	15
01	Mawdo Sallah	* 1-1	0-0	1-3	2	9	11	4	3	1	2	0	0	23
05	Chris Wray	* 1-2	0-0	1-2	2	1	3	5	3	1	4	1	2	28
23	Greg Alexander	* 3-7	3-7	0-0	0	1	1	1	9	0	1	0	2	36
55	Elijah Long	* 10-17	3-3	4-4	2	3	5	3	27	5	7	0	1	37
04	Khalid Nwandu	0-0	0-0	0-0	0	0	0	1	0	0	0	0	0	2
10	Miles Wilson	9-14	2-4	6-10	0	3	3	3	26	0	3	1	1	32
11	Will Miller	1-7	1-7	0-0	1	3	4	0	3	0	1	0	1	26
54	Ryan Gomes	0-0	0-0	0-0	0	1	1	1	0	0	1	0	0	1
TEAM					0	1	1				1			
Totals		25-52	9-23	12-19	7	22	29	18	71	8	23	2	8	200
FG % 1st Half: 11-20 55.0%		2nd Half: 14-32 43.8%		Game: 25-52 48.1%		Deadball Rebounds 3								
3FG % 1st Half: 3-7 42.9%		2nd Half: 6-16 37.5%		Game: 9-23 39.1%										
FT % 1st Half: 9-15 60.0%		2nd Half: 3-4 75.0%		Game: 12-19 63.2%										

UT Arlington 80 (3-3, 0-0 Sun Belt)		Total		3-Ptr		Rebounds									
##	Player	FG-FGA	FG-FGA	FT-FTA	Off	Def	Tot	PF	TP	A	TO	Blk	Stl	Min	
25	Kevin Hervey	F	2-9	1-4	2-2	1	3	4	2	7	0	1	0	1	23
45	Jorge Bilbao	F	2-4	0-0	2-3	2	4	6	4	6	1	2	1	1	18
01	Erick Neal	G	5-10	2-5	1-2	0	1	1	1	13	10	5	2	4	33
04	Drew Charles	G	0-4	0-2	1-2	0	3	3	1	1	2	1	0	1	22
10	Jalen Jones	G	7-10	1-2	3-3	2	5	7	3	18	1	3	0	1	26
02	DJ Bryant		0-0	0-0	0-0	0	0	0	2	0	1	2	0	0	8
03	Nathan Hawkins		4-5	2-3	2-2	0	3	3	0	12	2	2	0	1	20
05	Kaelon Wilson		4-7	0-2	0-0	0	0	0	4	8	1	2	0	1	15
15	Scott Muirhead		0-0	0-0	0-0	0	0	0	0	0	0	0	0	0	0+
20	Julian Harris		2-2	0-0	0-0	1	2	3	2	4	0	1	0	0	10
22	Link Kabadyundi		1-1	0-0	1-2	1	1	2	2	3	0	1	0	0	7
30	Patrick Binzer		0-0	0-0	0-0	0	0	0	0	0	0	0	0	0	0+
34	Faith Pope		4-6	0-1	0-2	0	1	1	0	8	0	0	1	0	18
TEAM						1	1	2			1				
Totals			31-58	6-19	12-18	8	24	32	21	80	18	21	4	10	200
FG % 1st Half: 14-32 43.8%		2nd Half: 17-26 65.4%		Game: 31-58 53.4%		Deadball									
3FG % 1st Half: 3-13 23.1%		2nd Half: 3-6 50.0%		Game: 6-19 31.6%		Rebounds									
FT % 1st Half: 4-7 57.1%		2nd Half: 8-11 72.7%		Game: 12-18 66.7%		3									

Officials: Jose Carrion, Tommy Morrissey, Jemel Spearman

Technical Fouls: Mount Saint Mary's (MD)-None. UT Arlington-None.
College Park Center, Arlington, TX Attendance: 1360

Score by Period	1st	2nd	Total
Mount Saint Mary's	34	37	71
UT Arlington	35	45	80

Last FG - AWAY 2nd-00:07, UTA 2nd-01:04.

Largest lead - AWAY by 6 1st-17:20, UTA by 12 2nd-07:17

AWAY led for 03:28. UTA led for 33:55. Game was tied for 02:37.

Points	In	Off	2nd	Fast	Bench
Visitor	32	21	4	10	29
UTA	50	24	8	10	35

Score Tied - 2 times
Lead Changed - 4 times

Official Basketball Box Score -- Game Totals -- Final Statistics Mt. St. Mary's vs Michigan 11/26/16 7:00 PM at Crisler Center, Ann Arbor, MI

Mt. St. Mary's 47 • 1-6

#		Player	Total		3-Ptr		Rebounds			PF	TP	A	TO	Blk	Stl	Min
			FG-FGA	FG-FGA	FT-FTA	Off	Def	Tot								
01		Sallah, Mawdo	f	1-4	0-0	0-0	2	5	7	4	2	0	0	1	1	25
05		Wray, Chris	f	2-4	0-0	1-1	0	2	2	2	5	4	1	1	1	32
00		Robinson, Junior	g	8-14	5-6	0-0	0	1	1	2	21	0	1	1	0	30
23		Alexander, Greg	g	1-4	0-2	2-2	0	2	2	0	4	0	1	0	1	28
55		Long, Elijah	g	5-14	1-3	2-2	1	6	7	2	13	3	5	1	0	38
10		Wilson, Miles		1-5	0-0	0-0	0	1	1	0	2	1	2	0	1	22
11		Miller, Will		0-3	0-3	0-0	0	3	3	1	0	0	0	0	0	17
21		Miller, Randy		0-0	0-0	0-0	0	0	0	0	0	0	0	0	0	3
54		Gomes, Ryan		0-0	0-0	0-0	0	0	0	1	0	0	1	0	0	5
		Team					0	1	1							
		Totals		18-48	6-14	5-5	3	21	24	12	47	8	11	4	4	200
		FG % 1st Half:	7-23	30.4%	2nd half:	11-25	44.0%	Game:	18-48	37.5%	Deadball Rebounds					
		3FG % 1st Half:	1-4	25.0%	2nd half:	5-10	50.0%	Game:	6-14	42.9%						
		FT % 1st Half:	1-1	100.0	2nd half:	4-4	100.0	Game:	5-5	100.0						

Michigan 64 • 5-1

Michigan 64 • 5-1		Total	3-Ptr
-------------------	--	-------	-------